

Annual synthesis – Year 2016

September 2016

Summary

- 1 Work performed during the year
- 2 ERICA database
- 3 ERICA results
- 4 Documents published
- 5 Work plan 2016-2017
- 6 Group Members
- 7 Meetings organized
- 8 How to contact this group

Studies based on Erica to be presented in Izmir analyze data of the year 2014. Data concerning year 2015 are under analysis and synthesis will be issued in early 2017

Work performed during the year

- **External publication in December 2015** of our study about European non-financial listed groups analysis (financial structure, profitability analysis, fair value and segmentation of turnover by sector of activities) as of December 31, 2014 via ECCBSO website and central banks websites.
- **Presentation of this study** in most of members' countries.
- **Anonymized dataset available for internal dissemination & use**
- **Specific topics analysed with ERICA database:**
 - Cash flow
 - Dividends
- **Research paper – ECB Statistic Study Series**
 - Ratio decomposition analysis
 - Analysis of equity ratio, EBIT ratio and debt ratio



Meeting in Barcelona, June 2016

ERICA database

The ERICA database is based on a reduced format which contains around 277 items. Concerning year 2014 data, around 156 items have been collected per group on average. We have reduced the number of items to be collected in order to save time and to spend more time on analysis of data.

For the moment, we use :

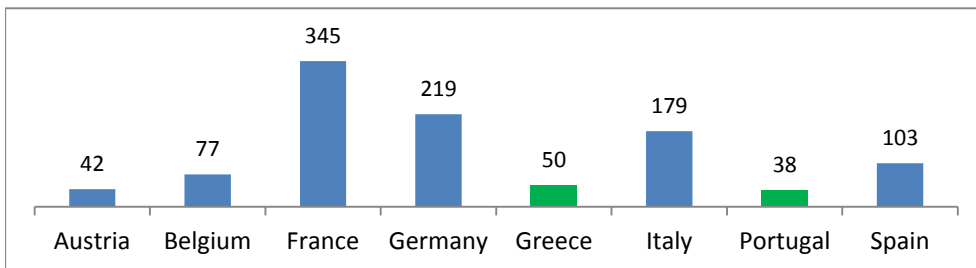
- 21 items for financial structure
- 9 items for fair value analysis
- 12 items for profitability analysis
- 18 items for segmentation of turnover

The sample is mainly representative for listed non-financial European groups. The number of groups by country depends on the way used to obtain the data (**in blue**, extraction from national databases; **in green**, manual filling).

However, it is useful to note that IFRS are not always implemented in the same way and that groups do not communicate on the same level of detail.

Number of groups collected in ERICA

(On average 156 data collected by group for year 2014)



Analysis done with ERICA database

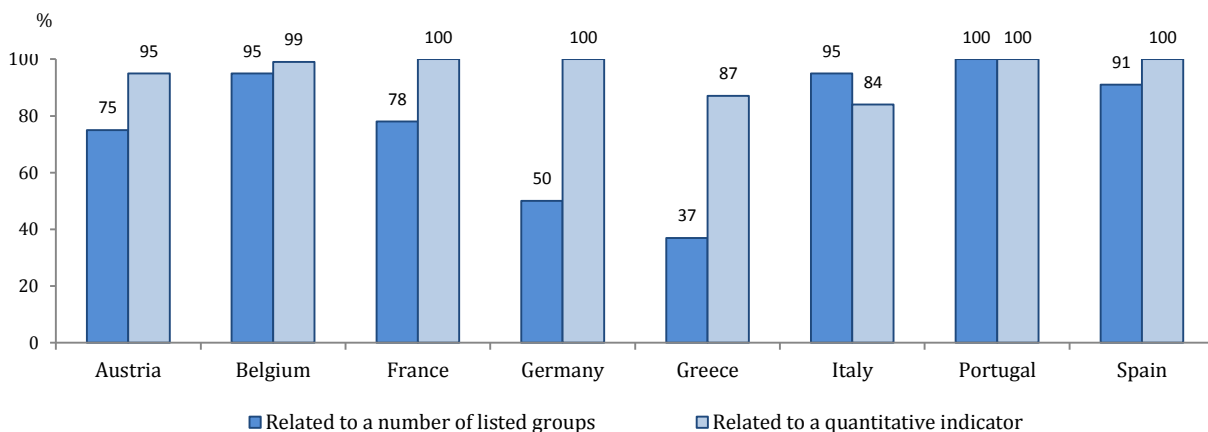
Summary of content of this study and database used

Quality control
 Accounting method used when alternatives available
 Fair value analysis
 Financial structure
 Analysis of OCI
 Change in Equity
 Analysis by sector of activity
 Profitability analysis

COVERAGE OF ERICA DATABASE IN EACH COUNTRY

Quantitative indicator: it can be total revenue or market capitalization of all listed groups.

ERICA (RELATED TO TOTAL LISTED GROUPS)

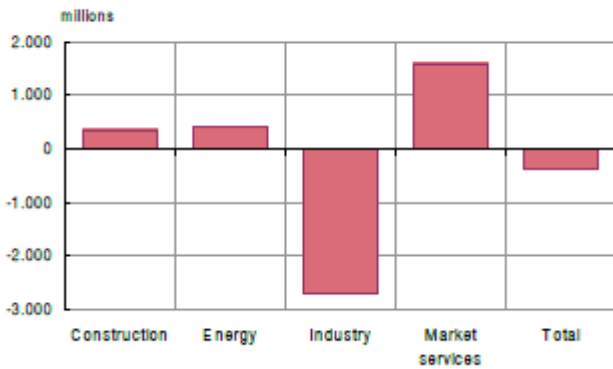


Main results obtained from ERICA Databases

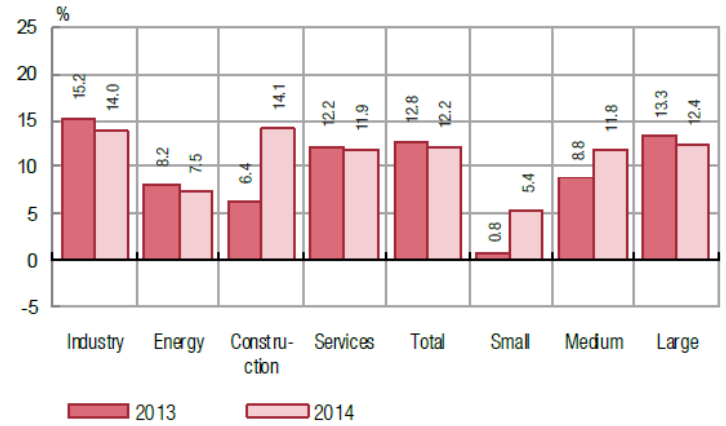
- Negative fair value impact** : Mostly due to the negative fair value impact in the industry sector
- Profit before tax/Equity** : Increase in Small and Medium groups and decrease in Large companies

FAIR VALUE REVALUATION IN EQUITY

BY SECTOR

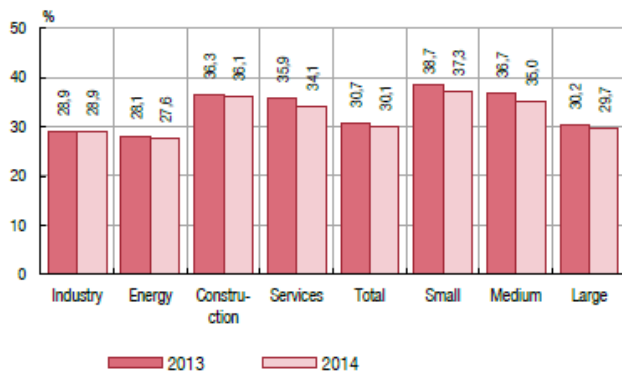


WEIGHTED AVERAGE (IN %)



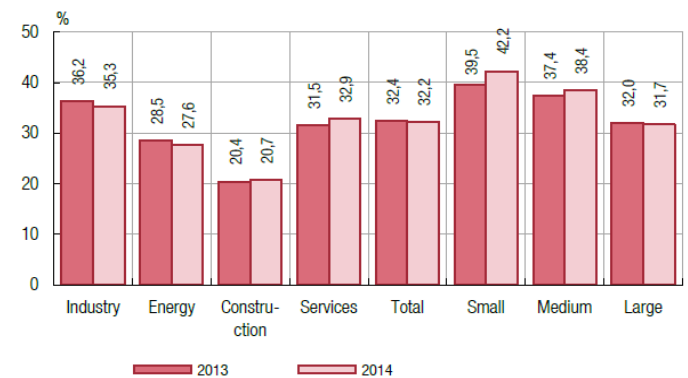
Financial debt / Total assets: the weight of financial debt remained largely stable

WEIGHTED AVERAGE (IN %)



- Equity/Total asset:** The equity ratio remained fairly stable

WEIGHTED AVERAGE (IN %)



- Downward trend in debt ratio during 2009-2014**

The analysis of the weighted average debt ratio over the last six years clearly shows a downward trend since 2009. The modest reduction of the debt ratio is clearly present in large and medium-sized groups. Small groups, on the other hand, show rather an opposite trend over the period 2009-2014

WEIGHTED AVERAGE DEBT RATIO PER COUNTRY

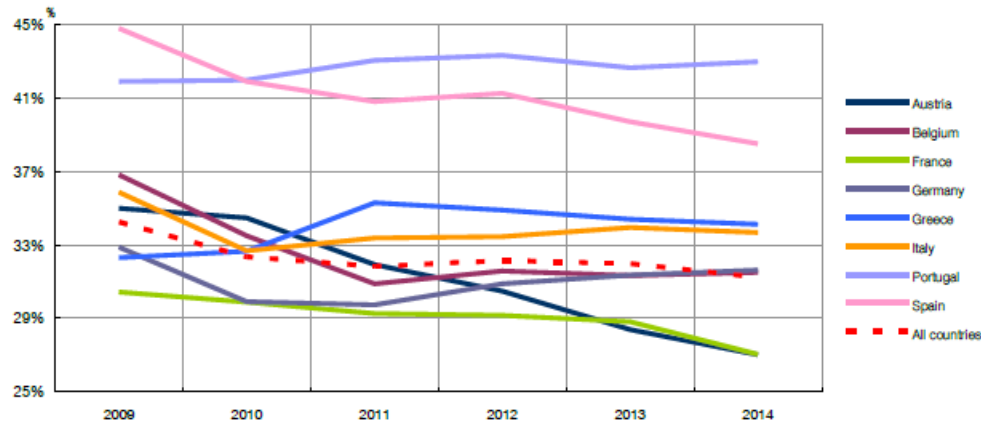


CHART 3.3.3


Documents published and presented to ECCBSO plenary meeting (28 & 29 September, 2016 – Izmir)

Type	Documents	Time frame
ERICA RESULTS	<ol style="list-style-type: none"> 2014 ERICA analysis Erica series: <ol style="list-style-type: none"> Cash Flow/ Dividends Other ERICA series : Restated data / Alternatives / Revenue variation disclosure / Employment 	December 2015 July/September 2016 In progress
ACCOUNTING RULES FOR LISTED GROUPS	<ol style="list-style-type: none"> IFRS impact and quick guide book to IFRS Directive 2013/34/EU on consolidated account 	September 2016
ERICA FORMAT	IFRS-compliant formats (IFRS 2015): <ol style="list-style-type: none"> ERICA format, Extended format Methodological note Some statistical data 	February 2016 September 2016 December 2015
REPORTING MATTERS AND NEW DEVELOPMENTS	<ol style="list-style-type: none"> XBRL in European CBSO Integrated reporting Legal Entity Identifier (LEI) 	September 2016
RESEARCH PAPER	Methodological Research Paper: ECB Statistical Study Series: "Ratio Decomposition Analysis"	Pending dissemination
SUMMARY	Brochure : Annual synthesis – Year 2015	September 2016

Other documents prepared by ERICA WG

Comment letter to ED
<ul style="list-style-type: none"> ○ Common practice in IFRS taxonomy ○ Conceptual framework for financial reporting ○ IFRS Foundation Trustee's Review of Structure and Effectiveness: Issues for the Review (request for views) ○ Proposed taxonomy update 2 to the IFRS taxonomy 2015
Monographic points in the agenda of our meetings
<ul style="list-style-type: none"> ○ Semi-annual results of Greek Listed Groups (Bank of Greece) ○ New development in the collateral framework (Bundesbank) ○ Leverage and cash holding (ECB) ○ Financial report on SME for risk assessment by financial institutions (BdE) ○ MUSE database: enlarging the potential of a CBSO/Big data at BDF (BDF) ○ Social Balance Sheet (BNB)

Working plan 2016-2017: targets



- **September 2016:**
 - Publication of the research paper on the ratio decomposition analysis
 - Dividend analysis
- **January 2017:**
 - Analysis on ERICA, 2015 data : results obtained with (new) themes of analysis
 - Feasibility analysis to extend ERICA with non-financial non-listed groups
- **June 2017:**
 - Employment
 - Revenue variation
- **September 2017**
 - Revision of documents for Plenary committee of ECCBSO

Group Members



Members of the ERICA (European Records of IFRS Consolidated Accounts) WG ¹

Manuel Ortega (chairman)	manuel.ortega@bde.es	Banco de España	Frank Raulf	frank.raulf@bundesbank.de	Deutsche Bundesbank
Javier González Sainza	gonzales.sainza@bde.es	Banco de España	Daniel Rohde	daniel.rohde@bundesbank.de	Deutsche Bundesbank
Ana Bárbara Pinto	apinto@bportugal.pt	Banco de Portugal	Lena Leontyeva	olena.leontyeva@bundesbank.de	Deutsche Bundesbank
Claire Mangin	Claire.MANGIN-SOUBRET@banque-france.fr	Banque de France	Sabine Wukovits	Sabine.Wukovits@oenb.at	Oesterreichische Nationalbank
Laurent Carlino	Laurent.CARLINO@banque-france.fr	Banque de France	Olga Lymperopoulou	olimperopoulou@bankofgreece.gr	Bank of Greece
Saskia Vennix	saskia.vennix@nbb.be	Banque Nationale de Belgique	Sébastien Pérez-Duarte	Sebastien.Perez_Duarte@ecb.int	European Central Bank
Ilse Rubbrecht	Ilse.Rubbrecht@nbb.be	Banque Nationale de Belgique	Bartek Czajka (observer)	bczajka@ifrs.org	IASB
Vincenzo Favale	v.favale@cerved.com	Cerved Group	Timur Hülagü (observer)	Timur.hulagu@tcmb.gov.tr	Turkish Central Bank
Riccardo Renzi	riccardo.renzi@bancaitalia.it	Banca d'Italia			

Meetings organized during year 2016

Barcelona	June 9 & 10
Paris	September 15 & 16

Meetings planned for year 2017

London	January 12 & 13
Rome	June 8 & 9
Lisbon	September 14 & 15

How to contact this working group

Our internet site: <http://www.eccbso.org/publica/wgdetails.asp?id=4>
 Contact: **MANUEL.ORTEGA@BDE.ES**