



**ERICA (European Records of IFRS Consolidated Accounts)
Working Group**


**IFRS-compliant extended format
(adapted to IFRS issued up to 12-31-2015)**


European Committee of Central Balance Sheet Data Offices (ECCBSO)

Members of the ERICA WG who have contributed to the development of this format (those in italics are observers of the ERICA WG)		
Manuel Ortega	Banco de España	manuel.ortega@bde.es
Javier González	Banco de España	gonzalez.sainza@bde.es
Riccardo Renzi	Banca d'Italia	riccardo.renzi@bancaditalia.it
Ana Bárbara Pinto	Banco de Portugal	apinto@bportugal.pt
Olga Lympelopoulou	Bank of Greece	olimperopoulou@bankofgreece.gr
Claire Mangin-Soubret	Banque de France	claire.mangin-soubret@banque-france.fr
Laurent Carlino	Banque de France	laurent.carlino@banque-france.fr
Saskia Vennix	Banque Nationale de Belgique	saskia.vennix@nbb.be
Ilse Rubbrecht	Banque Nationale de Belgique	Ilse.Rubbrecht@nbb.be
Vincenzo Favale	Centrale dei Bilanci/Cerved Group	vincenzo.favale@cervedgroup.com
Frank Raulf	Deutsche Bundesbank	frank.raulf@bundesbank.de
Lena Leontyeva	Deutsche Bundesbank	olena.leontyeva@bundesbank.de
Daniel Rohde	Deutsche Bundesbank	daniel.rohde@bundesbank.de
Sabine Wukovits	Oesterreichische Nationalbank	sabine.wukovits@oenb.co.at
Sébastien Pérez-Duarte	European Central Bank	sebastien.perez-duarte@ecb.int
Bartek Czajka	IASB	bczajka@ifrs.org
Timur Hülagü	Central Bank of the Republic of Turkey	timur.hulagu@tcmb.gov.tr

 New elements arisen from an IFRS still not endorsed by the European Union whose inclusion in ERICA Standard format should be assessed during current year format. Included to allow early adoption.

 Elements arisen from an IFRS still not endorsed by the European Union whose inclusion in ERICA Standard format was assessed in former years. Included to allow early adoption.

 Elements arisen from an IFRS still not endorsed by the European Union whose inclusion in ERICA Standard format was approved after ERICA WG assessment. Included to allow early adoption.

 Elements already assessed and included in the Extended ERICA Format, independently of its inclusion in ERICA Standard Format.

ERICA_WG_format_2016_F
Extended Standard Format based on IFRS taxonomy

CONTENTS

GENERAL CHARACTERISTICS

[General characteristics](#)

[Option IFRS](#)

[Business combinations](#)

[Consolidation](#)

EMPLOYMENT

[Employment](#)

INCOME STATEMENT

[Function](#)

[Nature](#)

STATEMENT OF COMPREHENSIVE INCOME

[Comprehensive income](#)

STATEMENT OF FINANCIAL POSITION

[Assets](#)

[Liabilities & Equity](#)

STATEMENT OF CHANGES IN EQUITY

[Statement of changes in equity](#)

STATEMENT OF CASH FLOWS

[Cash flow: direct method](#)

[Cash flow: indirect method](#)

NOTES TO THE FINANCIAL STATEMENTS

[Assets notes](#)

[Equity and liabilities notes](#)

[Related parties note](#)

[Segment information note](#)

[Non-current assets and disposal groups held for sale note](#)

This is the 2016 version of the extended format, according to the proposals of changes and containing feedback from its previous versions as well as amendments due to new IFRS and IFRIC issued in 2015. It is adapted to the 2016 IFRS Taxonomy.

Extended Standard Format based on IFRS taxonomy

Version 2016

COUNTRY OF INCORPORATION:			
0			
NAME OF REPORTING ENTITY:			
0			
GENERAL CHARACTERISTICS			
	IFRS Paragraph	XBRL Taxonomy	
1. Name of reporting entity (group)	1.51 a	IFRS	
2. Identification of the corporation (the parent entity for consolidated accounts)			
2.1. Name of the corporation or the parent entity			
2.2. National identification code			CBSO-RF
2.3. ERICA identification code			
2.4. EGR identification code			
2.5. International identification code			
2.6. Name of international code used			
2.7. ISIN identification code			
2.8. Country of the parent entity (please select one from the drop-down list)			
2.9. LEI code of the parent entity			
3. Legal form of corporation or parent entity (private limited company, public limited company, partnership, other)	1.138.a	IFRS	
<input type="checkbox"/> 3.1. Corporation with limited liability:		<input type="checkbox"/> 3.2. Corporation with unlimited liability	
<input type="checkbox"/> 3.1.1. Issuing shares		<input type="checkbox"/> 3.2.1. Personal oriented	
<input type="checkbox"/> 3.1.2. Issuing participations		<input type="checkbox"/> 3.2.2. Others (please specify):	
4. Identification data of the corporation or the parent entity			
4.1. Telephone number of the company			
4.2. Fax number of the company			
4.3. Web-site			
4.4. Contact person			
4.5. E-mail address			
5. Domicile of the corporation or parent entity (street, square, etc.)	1.138.a	IFRS	
6. Information on the ultimate parent entity of the group			
6.1. Name of the ultimate parent entity of the group	1.138.c, 24.13	IFRS	
6.2. National identification code of the ultimate parent entity of the group			
6.3. ERICA identification code of the ultimate parent entity of the group			
6.4. EGR identification code of the ultimate parent entity of the group			
6.5. International identification code			
6.6. Name of the international code used			
6.7. ISIN identification code of the ultimate parent entity of the group			
6.8. Country of the ultimate parent entity of the group			
7. Juridical status (please mark where appropriate)			
<input type="checkbox"/> 7.1. 100% State owned	<input type="checkbox"/> 7.2. 100% Private company	<input type="checkbox"/> 7.3. Mixed ownership	
of which, percentage of shares owned by foreign shareholders			
8. Legal form of ultimate parent entity (private limited company, public limited company, partnership, other)			
<input type="checkbox"/> 8.1. Corporation with limited liability:		<input type="checkbox"/> 8.2. Corporation with unlimited liability	1.138.a IFRS
<input type="checkbox"/> 8.1.1. Issuing shares		<input type="checkbox"/> 8.2.1. Personal oriented	
<input type="checkbox"/> 8.1.2. Issuing participations		<input type="checkbox"/> 8.2.2. Others (please specify):	
9. Nature of financial statements (consolidated or individual)			
<input type="checkbox"/> 9.1. Consolidated	<input type="checkbox"/> 9.2. Individual		1.51 b IFRS
10. Accounting period			
10.1. Yearly or interim financial statements (please mark where appropriate)			
<input type="checkbox"/> 10.1.1. Yearly	<input type="checkbox"/> 10.1.2. Half-yearly	<input type="checkbox"/> 10.1.3. Quarterly	1.51.c IFRS
10.2. Reason for change in reporting period			
			1.36.a
10.3. Date of the beginning of the reporting period (yyyy-mm-dd)			
10.4. Date of the end of the reporting period (yyyy-mm-dd)			
	Current	Previous	
10.5. Number of months of the reporting period			
11. Presentation currency (please select one from the drop-down list)			
EUR, Euro Member Countries, Euro			
	1.51 d, 21.53	IFRS	
12. Level of precision in financial statement's figures (please select one from the drop-down list)			
Thousands			
	1.51.e	IFRS	
13. Year of foundation of the company (yyyy)			
			CBSO-RF
14. Description of operations and principal activities			
14.1. Sector classification of the reporting entity (four digits NACE code) (a)			
14.2. Description of activities by NACE code and revenue			
Description of activities	NACE code (four digits)	Revenue	
IFRS	CBSO-RF	CBSO-RF	
			1.138.b CBSO-RF
15. Listed companies (please mark where appropriate)			
<input type="checkbox"/> 15.1. Listed with shares or other instruments	<input type="checkbox"/> 15.2. Non-listed		CBSO-RF
Main stock market where the equity of the company is quoted			
16. Data previous period (please mark where appropriate) (b)			
<input type="checkbox"/> 16.1. Official data	<input type="checkbox"/> 16.2. Recalculated data		CBSO-RF
17. Statement about going concern principle			
<input type="checkbox"/> 17.1. Yes (going concern principle met)	<input type="checkbox"/> 17.2. No (going concern principle not met)		1.25 IFRS
18. Statement of IFRS compliance (please mark where appropriate)			
<input type="checkbox"/> 18.1. Yes	<input type="checkbox"/> 18.2. No		1.16 IFRS
19. Changes in accounting policies (please mark where appropriate)			
<input type="checkbox"/> 19.1. Yes	<input type="checkbox"/> 19.2. No		8.28, 8.29
20. Alternative presentation of financial statements (please mark where appropriate)			
20.1. Statement of financial position	<input type="checkbox"/> liquidity	<input type="checkbox"/> current / non-current	
20.2. Income statement:	<input type="checkbox"/> by function	<input type="checkbox"/> by nature	
20.3. Statement of cash flow:	<input type="checkbox"/> direct method	<input type="checkbox"/> indirect method	
20.4. Comprehensive income statement	<input type="checkbox"/> net of tax	<input type="checkbox"/> before tax	
	<input type="checkbox"/> no other comprehensive income		
21. Information about auditing. Financial statements audited (please mark and fill in where appropriate)			
21.1. Financial statements audited: <input type="checkbox"/> 21.1.1. Yes <input type="checkbox"/> 21.1.2. No			
21.2. Please write the name of the auditor of the company			
21.3. The auditor agrees that the financial statements comply IFRS			
<input type="checkbox"/> 21.3.1. Yes <input type="checkbox"/> 21.3.2. No			
21.4. Opinion on the financial statements given by the auditor			
<input type="checkbox"/> 21.4.1. Qualified	<input type="checkbox"/> 21.4.2. Adverse	<input type="checkbox"/> 21.4.3. Disclaimer of opinion	CBSO-RF
<input type="checkbox"/> 21.4.4. Unqualified	<input type="checkbox"/> 21.4.5. Unqualified with an emphasis of a matter paragraph		
(a) For analysis purposes in the database, the main activity is separately required, in order to allocate the entity into the activity group where it mainly operates.			
(b) Please report in this cell if figures of the previous year are not identical, for whatever reasons, to those presented in last year's financial statements.			
Back to contents		Back to top	

Extended Standard Format based on IFRS taxonomy

COUNTRY OF INCORPORATION:

0

NAME OF REPORTING ENTITY:

0

OPTIONS ALLOWED BY IFRS AS FOR IFRS SITUATION AT DECEMBER 2014

(PLEASE MARK THE OPTION TAKEN)

	IFRS Paragraph		IFRS
1. Cost of the inventories calculated with the following method:			
1.1. FIFO (first in, first out)	2.25	<input type="checkbox"/>	Benchmark treatment
1.2. Weighted average cost	2.25	<input type="checkbox"/>	Benchmark treatment
1.3. Specific identification of costs (a)	2.23	<input type="checkbox"/>	
1.4. Not reported		<input type="checkbox"/>	
2. Method used to determine construction contract revenue	11.39.b	IFRS	<input type="text"/>
3. Method used to determine stage of completion of contracts during period	11.39.c	IFRS	<input type="text"/>
4. Subsequent measurement of property, plant and equipment:			IFRS
4.1. Acquisition cost	16.30	<input type="checkbox"/>	
4.2. Revalued amount	16.31	<input type="checkbox"/>	
4.3. Not reported		<input type="checkbox"/>	
5. Presentation of government grants related to assets:			IFRS
5.1. As deferred income in liabilities	20.24	<input type="checkbox"/>	
5.2. Deducting the carrying amount of the asset	20.24	<input type="checkbox"/>	
5.3. Not reported		<input type="checkbox"/>	
6. Presentation of government grants related to income:			IFRS
6.1. As a credit in the income statement	20.29	<input type="checkbox"/>	
6.2. Deducting the related expenses	20.29	<input type="checkbox"/>	
6.3. Not reported		<input type="checkbox"/>	
7. Subsequent measurement of intangible assets:			CBSO-RF
8.1. Acquisition cost	38.72	<input type="checkbox"/>	
8.2. Revalued amount (<i>if active market</i>)	38.72	<input type="checkbox"/>	
8.3. Not reported		<input type="checkbox"/>	
8. Subsequent measurement of investment property:			IFRS
9.1. Acquisition cost	40.30	<input type="checkbox"/>	
9.2. Fair value (<i>gains and losses to be included in the income statement</i>)	40.30	<input type="checkbox"/>	
9.3. Not reported		<input type="checkbox"/>	

9. Please refer in the following lines any other options allowed by IAS and taken by the company in these financial statements:

(a) IAS 2 requires an enterprise to follow this inventory method with a specific kind of inventory. Please refer to IAS 2 for further details.

[Back to contents](#)[Back to top](#)

Version 2016

Extended Standard Format based on IFRS taxonomy

COUNTRY OF INCORPORATION:

NAME OF REPORTING ENTITY:

GENERAL CHARACTERISTICS: BUSINESS COMBINATIONS

1. Most important acquisitions in accounting period

Name of the acquiree [IFRS 3.B64.a] IFRS	Identification number [CP]	Type of acquisition [IFRS 3.B64.a] CBSO-RF	Effective date of acquisition (yyyy-mm-dd) [IFRS 3.B64.b] IFRS	Operations acquired which entity has decided to dispose	Percentage of voting shares acquired [IFRS 3.B64.c] IFRS	Description of components of cost of combination [IFRS 3.B64.f]	Acquisition-date fair value of total consideration transferred [7.40.a, IFRS 3.B6- IFRS	Fair value of equity instruments issued to acquire entity [IFRS 3.B64.f.iv] IFRS	Turnover of the acquired entity [CP] CBSO-RF

2. Most important disposals in accounting period

Description of entity disposed [CP] CBSO-RF	Identification number [CP]	Effective date of disposal (yyyy-mm-dd) [CP] CBSO-RF	Amount of disposal consideration received in disposal of entity, net [7.40.a]	Turnover of the disposed entity [CP] CBSO-RF

Version 2016

COUNTRY OF INCORPORATION:

0

NAME OF REPORTING ENTITY:

0

EMPLOYMENT

Version 2016

	IFRS Paragraph	XBRL Taxonomy	CBSO code	Current period			Previous period		
				Full time (unit)	Part time (unit)	Total in FTE	Full time (unit)	Part time (unit)	Total in FTE
I. NUMBER OF EMPLOYEES AVERAGE OVER PERIOD (1.1. + 1.2 = 2.1 + 2.2 + 2.3)	1.112.c CP	IFRS		0	0	0	0	0	0
1. Total employment by type of contract (average)									
1.1. Permanent									
1.2. Temporary									
2. Total employment by function (average)									
2.1. Management									
2.2. Non-manual workers									
2.3. Manual workers									
II. NUMBER OF EMPLOYEES AT END OF PERIOD	CP	CBSO-RF		0	0	0	0	0	0
1. Permanent									
2. Temporary									
III. EMPLOYMENT MOVEMENTS				0	0	0	0	0	0
1. Increases				0	0	0	0	0	0
1.1. Permanent									
1.2. Temporary									
2. Decreases				0	0	0	0	0	0
2.1. Permanent									
2.2. Temporary									

IV. OTHER INFORMATION	CBSO code	Current period			Previous period		
		Number of employees	Number of hours	Charges to enterprise	Number of employees	Number of hours	Charges to enterprise
1. Net employment movements due to changes in the scope of consolidation							
2. Information on vocational training							
3. Information on R+D activities							

FTE: full time equivalent.

Please note that the column of "Total in FTE" is NOT the addition of the other two columns. Refer to the methodological note for further details.

[Back to contents](#)

[Back to top](#)

Extended Standard Format based on IFRS taxonomy

COUNTRY OF INCORPORATION:

0

NAME OF REPORTING ENTITY:

0

STATEMENT OF PROFIT OR LOSS BY FUNCTION	IFRS Paragraph	XBRL Taxonomy	CBSO code	Thousands EUR	
				Current	Previous
1a. Gross profit	1.103	IFRS		0	0
1a.1. (Operating) Revenue	1.82.a,1.103	IFRS			
of which, turnover	18.35.b	CBSO-RF			
of which, interest revenue calculated using effective interest method	1.82.a	IFRS			
1a.2. (-) Cost of sales	1.99, 1.103	IFRS			
1b. Other operating income, total	1.102, 1.103	IFRS		0	0
1b.1. Interest income [financial activities]	18.35.b.iii	IFRS			
1b.2. Dividend income [financial activities]	18.35.b.v	IFRS			
1b.3. Income from government grants	20.39.b CP	IFRS		0	0
1b.3.1. Income from government grants related to income	20.31				
1b.3.2. Income from government grants related to assets	20.26				
1b.4. Gain on derecognition of non-financial assets	CP	CBSO-RF			
1b.5. Impairment reversals of non-financial assets					
1b.6. Reversals of provisions		CBSO-RF			
1b.7. Remaining operating income (a)	CP	CBSO-RF			
2. (-) Operating expenses	1.103, 1.99	CBSO-RF		0	0
2.1. (-) Distribution costs	1.99, 1.103	IFRS			
2.2. (-) Research and development costs	38.126	IFRS			
2.3. (-) Administrative expenses	1.103, 26.35.b.	IFRS			
2.4. (-) Restructuring costs	1.99, 1.103	IFRS			
2.5. (-) Loss on derecognition of non-financial assets	CP	CBSO-RF			
2.6. (-) Miscellaneous other operating expenses [by function] (a)	1.103	CBSO-RF			
3. Gain (loss) on changes in fair value of non-current assets	40.76.d, 41.40	CBSO-RF			
<u>4. Profit (loss) from operating activities</u>	<u>32.IE33</u>	<u>IFRS</u>		<u>0</u>	<u>0</u>
5. Net financial result	CP	CBSO-RF		0	0
5.1. (-) Finance costs	1.82.b	IFRS		0	0
5.1.1. (-) Interest expense	IFRS 7.20.b	CBSO-RF		0	0
5.1.1.1. (-) Interest expense, bank borrowings	CP				
5.1.1.2. (-) Interest expense, other borrowings				0	0
5.1.1.2.1. (-) Interest expense, debentures and other unsecured borrowings	CP				
5.1.1.2.2. (-) Interest expense, convertible borrowings	CP				
5.1.1.2.3. (-) Interest expense, redeemable preference shares	CP				
5.1.1.2.4. (-) Interest expense, non redeemable preference shares	CP				
5.1.1.2.5. (-) Interest expense, finance leases	CP				
5.1.1.2.6. (-) Interest expense, other financing instruments	CP				
5.1.1.2.7. (-) Interest expense, other (a)	CP				
5.1.2. (-) Amortisation of discounts or premiums relating to borrowings	23.6.b				
5.1.3. (-) Amortisation of ancillary costs relating to borrowing arrangements	23.6.c				
5.1.4. (-) Fee expenses from financial liabilities	IFRS 7.20.c				
5.1.5. (-) Loss (gain) on redemption and extinguishment of debt	CP				
5.1.6. (-) Loss (gain) from financial liabilities extinguished with equity instruments	IFRIC 19.11				
5.1.7. (-) Other finance costs (a)	SC				
5.2. Financial income	1.85 CP, IFRS	IFRS		0	0
5.2.1. Interest income	IFRS 7.20.b	CBSO-RF			
5.2.2. Dividends from financial assets	CP				
5.2.3. Fee income (expense) from financial assets	IFRS 7.20.c				
5.3. Gains (losses) arising from financial instruments	CP	CBSO-RF		0	0
5.3.1. Fair value gains (losses) from financial instruments	IFRS 7.27B.d	CBSO-RF			
5.3.2. Gain (loss) on reclassification of financial assets as at fair value	1.82.ca	IFRS			
5.3.3. Impairment loss (reversals) from financial assets	IFRS 7.20.e	CBSO-RF			
5.3.4. Gain (loss) on derecognition of financial assets at amortised cost	1.82.aa, IFRS	CBSO-RF			
5.3.5. Hedging gains (losses) for hedge of group of items with offsetting risk positions	7.24C b (vi), 9.6.6.4	IFRS			
5.3.6. Other gains (losses) from financial assets (a)	IFRS 7.20				
5.4. Exchange differences recognised in profit or loss	21.52.a	IFRS		0	0
5.4.1. Exchange differences from foreign currency borrowings related to interests	23.6.e, 21.28				
5.4.2. Other foreign exchange differences recognised in income statement (a)					
5.5. Profit (loss) from investments in related parties	1.55 CP	IFRS		0	0
5.5.1. Share of profit (loss) from equity-accounted investments	1.82.c	IFRS		0	0
5.5.1.1. Share of profit (loss) from equity-accounted associates	28.38				
5.5.1.2. Share of profit (loss) from equity-accounted joint ventures	31.38				
5.5.2. Other profit (loss) from other related parties		CBSO-RF			
6. Other non-operating income (expense) (a)	CP	CBSO-RF		0	0
6.1. Gain arisen from a bargain purchase (negative goodwill)	IFRS 3.B64.n.i	IFRS			
6.2. Other non-operating income	CP				
6.3. (-) Other non-operating expenses	CP				
<u>7. Profit (loss) before tax</u>	<u>1.103</u>	<u>IFRS</u>		<u>0</u>	<u>0</u>
8. (-) Income tax expense (income)	12.80.d,1.82.	IFRS			
<u>9. Profit (loss) after tax from continuing operations (before non-controlling interest)</u>	<u>1.82.e.i</u>	<u>IFRS</u>		<u>0</u>	<u>0</u>
10. Profit (loss) from discontinued operations, net of tax	IFRS 5.33.a.i, I	IFRS			
<u>11. Profit (loss) (before non-controlling interests)</u>	<u>1.81A.a, 1.106</u>	<u>IFRS</u>		<u>0</u>	<u>0</u>
12. (-) Profit (loss) attributable to non-controlling interests	1.81B.a.i, IFRS 12.12.e	IFRS			
<u>13. Profit (loss) attributable to owners of parent</u>	<u>1.81B.a.ii</u>	<u>IFRS</u>		<u>0</u>	<u>0</u>

Version 2016

Extended Standard Format based on IFRS taxonomy

COUNTRY OF INCORPORATION:
0

NAME OF REPORTING ENTITY:
0

STATEMENT OF PROFIT OR LOSS BY FUNCTION	IFRS Paragraph	XBRL Taxonomy	CBSO code	Thousands EUR	
				Current	Previous

I. EARNINGS PER SHARE

1. Basic earnings (losses) per share	33.66	IFRS			
1.1. Basic earnings (losses) per share from discontinued operations	33.66, 33.68	IFRS			
1.2. Basic earnings (losses) per share from continuing operations	33.66, 33.68	IFRS			
2. Diluted earnings (losses) per share	33.66	IFRS			
2.1. Diluted earnings (losses) per share from discontinued operations	33.66, 33.68	IFRS			
2.2. Diluted earnings (losses) per share from continuing operations	33.66, 33.68	IFRS			

II. ADDITIONAL DISCLOSURES BY NATURE

	1.104				
1. (-) Employee expenses	1.102	IFRS		0	0
1.1. (-) Wage and salaries	19.8	IFRS			
1.2. (-) Short term employee benefits (social security included here)	19.23	CBSO-RF			
1.3. (-) Post employment benefit charges	CP	CBSO-RF		0	0
1.3.1. (-) Post employment benefit obligation expense, defined contributions plans	19.46	IFRS			
1.3.2. (-) Post employment benefit obligation expense, defined benefit plans	19.61, 19.120A	IFRS			
1.4. (-) Other charges	CP	CBSO-RF		0	0
1.4.1. (-) Termination benefits	19.142	IFRS			
1.4.2. (-) Share-based payment transactions	IFRS 2.51.a	IFRS			
1.4.3. (-) Other long term benefits (a)	19.131	IFRS			
1.4.4. (-) Other employee expenses (a)	CP	IFRS			
2. (-) Employee related expenses included in restructuring costs (line 2.4.)					
3. (-) Depreciation and amortisation	1.102, 1.104	IFRS		0	0
3.1. (-) Depreciation expense of property, plant and equipment	16.73.e.vii	IFRS			
3.2. (-) Depreciation expense of investment property	40.79.d.iv	IFRS			
3.3. (-) Amortisation expense, intangible assets	38.118.d	IFRS			
3.4. (-) Depreciation of biological assets	41.55.c	IFRS			
4. (-) Impairment losses, total (not reversals)	1.99	IFRS		0	0
4.1. (-) Impairment losses from property, plant and equipment, net	16.73.e.v-vi	IFRS			
4.2. (-) Impairment losses from intangible assets, net (except goodwill)	38.118.e.v-vi	CBSO-RF			
4.3. (-) Impairment losses from goodwill	IFRS 3.B67.d.v	IFRS			
4.4. (-) Impairment losses in other assets valued at cost, net (a)	36.126.a-b	CBSO-RF			
4.5. (-) Impairment losses from inventories	2.36.e. 2.36.f	IFRS			
4.6. (-) Impairment losses from bad and doubtful commercial debts	36.126.a-b	CBSO-RF			
6. Gain (loss) on derecognition of non-financial assets, total	CP	CBSO-RF		0	0
6.1. Gain (loss) on derecognition of property, plant and equipment	16.68, 1.98.c	IFRS			
6.2. Gain (loss) on derecognition of investment property	40.69, 1.98.c				
6.3. Gain (loss) on derecognition of identifiable intangible assets	38.113				
6.4. Gain (loss) on derecognition of biological assets	CP				
6.5. Gain (loss) on derecognition of non-current assets held for sale	CP				
6.6. Gain (loss) on derecognition of other non-current assets (a)	SC				
5. Raw materials and consumables used	1.102, 2.36.d, ;	IFRS		0	0
5.1. Purchases of raw materials and consumables (included in cost of sales)					
5.2. Changes in inventories of raw materials and consumables (included in cost of sales)					
5.3. Purchases of merchandises (included in cost of sales)					
5.4. Changes in inventories of merchandises (included in cost of sales)					
6. Changes in inventories of finished goods and work in progress (included in cost	1.102, 1.99	IFRS			
7. Subcontracting (included in cost of sales)					
8. External staff (included in cost of sales)					
9. Additions to provisions	37.84	CBSO-RF			
10. Work performed by the enterprise and capitalised	1.IG6	IFRS			
11. Research and development costs	1.102, 2.36.d, 2.39, 1.99	IFRS			

III. OTHER DISCLOSURES

1. (Operating) lease and sublease payments recognised in income (c)	17.35.c	IFRS			
2. Gain (loss) on derecognition of land (included in line 6.1. of income statement)	16.68				
3. Purchases in foreign countries (imports)					
4. Sales in foreign countries (exports)					
5. Gains (losses) on financial instruments designated as hedges	7.23.d, IFRS 7	CBSO-RF			

(a) Detail the content of the "remaining" / "other" amount when it is significant:
 Line item in which amount is included: _____
 Description of the content of the significant amount: _____

(b) Gains and losses arising from all kind of hedging operations, included market risk hedging, shall be included here.
 (c) Minimum lease payments, contingent rents and sublease payments concerning operating leases to be included here.

[Back to contents](#)

[Back to top](#)

Extended Standard Format based on IFRS taxonomy

COUNTRY OF INCORPORATION:

0

NAME OF REPORTING ENTITY:

0

STATEMENT OF PROFIT OR LOSS BY NATURE	IFRS Paragraph	XBRL Taxonomy	CBSO code	Thousands EUR Period	
				Current	Previous
1. Operating revenue	1.102, 1.85	IFRS		0	0
1.1. Revenue	1.82.a, 1.103	IFRS		0	0
1.1.1. Turnover	18.35.b	CBSO-RF		0	0
1.1.1.1. Sale of goods	18.35.b.i	IFRS			
1.1.1.2. Rendering of services	18.35.b.ii	IFRS			
1.1.1.3. Revenue from construction contracts	11.39.a	IFRS			
1.1.1.4. Revenue from construction contracts classified as a sale of goods	IFRIC 15.20.b	IFRS			
1.1.2. Royalty income	18.35.b.iv	IFRS			
1.1.3. Property rental income	40.75.f.ii, CP	IFRS			
1.1.4. Interest revenue calculated using effective interest method	1.82.a	IFRS			
1.1.5. Miscellaneous other revenue (a)					
1.2. Other operating income, total	1.102	IFRS		0	0
1.2.1. Interest income [financial activities]	18.35.b.iii	IFRS			
1.2.2. Dividend income [financial activities]	18.35.b.v	IFRS			
1.2.3. Income from government grants	20.39.b CP	IFRS		0	0
1.2.3.1. Income from government grants related to income	20.31				
1.2.3.2. Income from government grants related to assets	20.26				
1.2.4. Impairment reversals of non-financial assets					
1.2.5. Gain on derecognition of non-financial assets	CP	CBSO-RF			
1.2.6. Remaining operating income (a)					
1.3. Changes in inventories of finished goods and work in progress	1.102, 1.99	CBSO-RF			
1.4. Work performed by the enterprise and capitalised	1.IG6	IFRS			
1.5. Reversals of provisions		CBSO-RF			
2. (-) Operating expenses	CP	CBSO-RF		0	0
2.1. (-) Raw materials and consumables used	1.102, 2.36.d, 2	IFRS		0	0
2.1.1. (-) Purchases of raw materials and consumables					
2.1.2. (-) Changes in inventories of raw materials and consumables					
2.1.3. (-) Purchases of merchandises					
2.1.4. (-) Changes in inventories of merchandises					
2.2. (-) Employee expenses	1.102	IFRS		0	0
2.2.1. (-) Wage and salaries	19.9	IFRS			
2.2.2. (-) Short term employee benefits (social security included here)	19.23	IFRS			
2.2.3. (-) Post employment benefit charges	CP	CBSO-RF		0	0
2.2.3.1. (-) Post employment benefit obligation expense, defined contributions	19.46	IFRS			
2.2.3.2. (-) Post employment benefit obligation expense, defined benefit plans	19.61, 19.120A.	IFRS			
2.2.4. (-) Other charges	CP	CBSO-RF		0	0
2.2.4.1. (-) Termination benefits	19.142	IFRS			
2.2.4.2. (-) Share-based payment transactions	IFRS 2.51.a	IFRS			
2.2.4.3. (-) Other long term benefits (a)	19.131	IFRS			
2.2.4.4. (-) Other employee expenses (a)	CP	IFRS			
2.3. (-) Depreciation and amortisation	1.102, 1.104	IFRS		0	0
2.3.1. (-) Depreciation expense of property, plant and equipment	16.73.e.vii	IFRS			
2.3.2. (-) Depreciation expense of investment property	40.79.d.iv	IFRS			
2.3.3. (-) Amortisation expense, intangible assets	38.118.d	IFRS			
2.3.4. (-) Depreciation of biological assets	41.54, 41.55	IFRS			
2.4. (-) Impairment losses, total (not reversals)	36.126	IFRS		0	0
2.4.1. (-) Impairment losses from property, plant and equipment, net	16.73.e.v-vi	IFRS			
2.4.2. (-) Impairment losses from intangible assets, net (except goodwill)	38.118.e.v-vi	CBSO-RF			
2.4.3. (-) Impairment losses from goodwill	IFRS 3.B67.d.v	IFRS			
2.4.4. (-) Impairment losses in other assets valued at cost, net (a)	36.126.a-b	CBSO-RF			
2.4.5. (-) Impairment losses from inventories	2.36.e, 2.36.f	IFRS			
2.4.6. (-) Impairment losses from bad and doubtful commercial debts	36.126.a-b	CBSO-RF			
2.5. (-) Loss on derecognition of non-financial assets	CP	CBSO-RF			
2.6. (-) Research and development [by nature]	38.126	IFRS			
2.7. (-) Restructuring costs	1.98.b, 1.97	IFRS			
of which, employee related expenses					
2.9. (-) Service costs	CP	CBSO-RF		0	0
2.9.1. (-) Subcontracting					
2.9.2. (-) External staff					
2.9.3. (-) Remaining services					
2.10. (-) Other taxes different than income tax	1.85	IFRS			
2.11. (-) Additions to provisions	37.84	CBSO-RF			
2.12. (-) Other operating expenses (a)	1.102	CBSO-RF			
3. Gain (loss) on changes in fair value of non-current assets	40.76.d, 41.40	CBSO-RF			
4. Profit (loss) from operating activities	32.IE33	IFRS		0	0

Version 2016

Extended Standard Format based on IFRS taxonomy

COUNTRY OF INCORPORATION:

0

NAME OF REPORTING ENTITY:

0

STATEMENT OF PROFIT OR LOSS BY NATURE	IFRS Paragraph	XBRL Taxonomy	CBSO code	Thousands EUR Period	
				Current	Previous
5. Net financial result	1.82.b	IFRS		0	0
5.1. (-) Finance costs	1.82.b	IFRS		0	0
5.1.1. (-) Interest expense	IFRS 7.20.b	CBSO-RF		0	0
5.1.1.1. (-) Interest expense, bank borrowings	CP				
5.1.1.2. (-) Interest expense, other borrowings				0	0
5.1.1.2.1. (-) Interest expense, debentures and other unsecured borrowings	CP				
5.1.1.2.2. (-) Interest expense, convertible borrowings	CP				
5.1.1.2.3. (-) Interest expense, redeemable preference shares	CP				
5.1.1.2.4. (-) Interest expense, non redeemable preference shares	CP				
5.1.1.2.5. (-) Interest expense, finance leases	CP				
5.1.1.2.6. (-) Interest expense, other financing instruments	CP				
5.1.1.2.7. (-) Interest expense, other (a)	CP				
5.1.2. (-) Amortisation of discounts or premiums relating to borrowings	23.6.b				
5.1.3. (-) Amortisation of ancillary costs relating to borrowing arrangements	23.6.c				
5.1.4. (-) Fee expenses from financial liabilities	IFRS 7.20.c				
5.1.5. (-) Loss (gain) on redemption and extinguishment of debt	CP				
5.1.6. (-) Loss (gain) from financial liabilities extinguished with equity instrument	IFRIC 19.11				
5.1.7. (-) Other finance costs (a)	SC				
5.2. Financial income				0	0
5.2.1. Interest income	IFRS 7.20.b	CBSO-RF			
5.2.2. Dividends from financial assets	CP				
5.2.3. Fee income (expense) from financial assets	IFRS 7.20.c				
5.3. Gains (losses) arising from financial instruments				0	0
5.3.1. Fair value gains (losses) from financial instruments	IFRS 7.27B.d	CBSO-RF			
5.3.2. Gain (loss) on reclassification of financial assets as at fair value	1.82.ca	IFRS			
5.3.4. Impairment loss (reversals) from financial assets	IFRS 7.20.e	CBSO-RF			
5.2.5. Gain (loss) on derecognition of financial assets at amortised cost	1.82.aa, IFRS 7.24C b (vi)	CBSO			
5.3.5. Hedging gains (losses) for hedge of group of items with offsetting risk position	7.24C b (vi)	IFRS			
5.3.6. Other gains (losses) from financial assets (a)	IFRS 7.20				
5.4. Exchange differences recognised in profit or loss	21.52.a	IFRS		0	0
5.4.1. Exchange differences from foreign currency borrowings related to	23.6.e, 21.28				
5.4.2. Foreign exchange differences from operations, net					
5.4.3. Other foreign exchange differences recognised in income statement (a)					
5.5. Profit (loss) from investments in related parties	1.55 CP	IFRS		0	0
5.5.1. Share of profit (loss) from equity-accounted investments	1.82.c	IFRS		0	0
5.5.1.1. Share of profit (loss) from equity-accounted associates	28.38				
5.5.1.2. Share of profit (loss) from equity-accounted joint ventures	31.38				
5.5.2. Other profit (loss) from other related parties		CBSO-RF			
6. Other non-operating income (expense) (a)	CP	CBSO-RF		0	0
6.1. Gain arisen from a bargain purchase (<i>negative goodwill</i>)	IFRS 3.B64.n.i	IFRS			
6.2. Other non-operating income	CP				
6.3. (-) Other non-operating expenses	CP				
7. Profit (loss) before tax	1.103	IFRS		0	0
8. (-) Income tax expense (income)	12.80.d, 1.82.d	IFRS			
9. Profit (loss) after tax from continuing operations (before non-controlling interests)	1.82.e.i	IFRS		0	0
10. Profit (loss) from discontinued operations, net of tax	IFRS 5.33.a.i, I	IFRS			
11. Profit (loss) (before non-controlling interests)	1.81A.a, 1.106	IFRS		0	0
12. (-) Profit (loss) attributable to non-controlling interests	1.81B.a.i, IFRS 12.12.e	IFRS			
13. Profit (loss) attributable to owners of parent	1.81B.a.ii	IFRS		0	0
I. EARNINGS PER SHARE					
1. Basic earnings (losses) per share	33.66	IFRS			
1.1. Basic earnings (losses) per share from discontinued operations	33.66, 33.68	IFRS			
1.2. Basic earnings (losses) per share from continuing operations	33.66, 33.68	IFRS			
2. Diluted earnings (losses) per share	33.66	IFRS			
2.1. Diluted earnings (losses) per share from discontinued operations	33.66, 33.68	IFRS			
2.2. Diluted earnings (losses) per share from continuing operations	33.66, 33.68	IFRS			
II. OTHER DISCLOSURES					
1. (Operating) lease and sublease payments recognised in income (c)	17.35.c	IFRS			
2. Gain (loss) on derecognition of land	16.68				
3. Purchases in foreign countries (imports)					
4. Sales in foreign countries (exports)					
5. Gains (losses) on financial instruments designated as hedges	7.23.d, IFRS 7	CBSO-RF			
(a) Detail the content of the "remaining" / "other" amount when it is significant: Line item in which amount is included: <input type="text"/>					
Description of the content of the significant amount: <input type="text"/>					
(b) Gains and losses arising from all kind of hedging operations, included market risk hedging, shall be included here.					
(c) Minimum lease payments, contingent rents and sublease payments concerning operating leases to be included here.					

[Back to contents](#)
[Back to top](#)

Extended Standard Format based on IFRS taxonomy

COUNTRY OF INCORPORATION:

NAME OF REPORTING ENTITY:

STATEMENT OF OTHER COMPREHENSIVE INCOME	IFRS Paragraph	XBRL Taxonomy	CBSO code	Thousands EUR	
				Current	Previous
I. PROFIT (LOSS) <i>(line 12 of income statement)</i>	1.32.a.ii	IFRS	10_28	0	0
II. OTHER COMPREHENSIVE INCOME FOR THE PERIOD, NET OF TAX	1.106.d	IFRS	592	0	0
II.I Other Comprehensive income that will not be reclassified to profit or loss	1.JG6		596	0	0
1. Gains/losses from investments in equity instruments	1.7, IFRS 7.:	IFRS			
2. Gains/losses on revaluation	1.7, 1.91.a	IFRS	59204		
3. Remeasurements of defined benefit plans	1.7, 1.91.a	IFRS	59205		
4. Share of other comprehensive income of associates and joint ventures accounted for using the equity method that will not be reclassified to profit or loss	1.82A.a	IFRS	592061		
5. Remaining other comprehensive income that will not be reclassified		CBSO-RF	59602		
5.1. Change in fair value of financial liability attributable to change in credit risk of liability	1.7, 1.91.b	IFRS	59603		
5.2. Gains (losses) on hedging instruments that hedge investments in equity instruments	1.7, 1.91.b				
6. Income tax relating to other comprehensive income that will not be reclassified	1.91	IFRS	59221		
II.II Other Comprehensive income that may be reclassified to profit or loss	1.JG6	IFRS	597	0	0
1. Exchange difference on translation	1.7, 1.91.b	IFRS	52901		
2. Available-for-sale financial assets	IFRS 7.20.a.ii, 1.	IFRS	59202	0	0
2.1. Gains (losses) on available-for-sale financial assets	IFRS 7.20.a.ii, 1.	IFRS	592021		
2.2. (-) Reclassification adjustments -on available-for-sale financial assets	IFRS 7.20.a.ii, 1.	IFRS	592022		
3. Cash Flow Hedges	IFRS 7.23	IFRS	59203		
of which, gains (losses) on cash flow hedges	IFRS 7.23.c	IFRS	592031		
of which, (-) reclassification adjustments for gains (losses) on cash flow hedges	IFRS 7.23.d	IFRS	592032		
4. Gains (losses) from hedges of net investments in foreign operations	39.102	IFRS	592033		
5. Share of other comprehensive income of associates and joint ventures accounted for using the equity method that will be reclassified to profit or loss	1.82A.b	IFRS	592062		
6. Remaining other comprehensive income that may be reclassified		CBSO-RF	59603	0	0
6.1. Change in value of time value of options	1.7, 1.91.b	IFRS	59604	0	0
6.1.1. Gains (losses) on change in value of time value of options	1.91.b	IFRS	596041		
6.1.2. Reclassification adjustments on change in value of time value of options	1.92	IFRS	596042		
6.2. Change in value of forward elements of forward contracts	1.7, 1.91.b	IFRS	59605	0	0
6.2.1. Gains (losses) on change in value of forward elements of forward contracts	1.91.b	IFRS	596051		
6.2.2. Reclassification adjustments on change in value of forward elements of forward contracts	1.92	IFRS	596052		
6.3. Change in value of foreign currency basis spreads	1.7, 1.91.b	IFRS	59606	0	0
6.3.1. Gains (losses) on change in value of foreign currency basis spreads	1.91.b	IFRS	596061		
6.3.2. Reclassification adjustments on change in value of foreign currency basis spreads	1.92	IFRS	596062		
6.4. Financial assets measured at fair value through other comprehensive income	1.91.a, 1.7, 7	IFRS		0	0
6.4.1. Gains (losses) on financial assets measured at fair value through other comprehensive income	1.91 a, 7.20.	IFRS			
6.4.2. Reclassification adjustments on financial assets measured at fair value through other comprehensive income	1.92, 7.20.a.	IFRS			
6.4.3. Amounts removed from equity and adjusted against fair value of financial assets on reclassification	9.5.6.5	IFRS			
7. Income tax relating to other comprehensive income that may be reclassified	1.91	IFRS	59222		
III. TOTAL COMPREHENSIVE INCOME FOR THE PERIOD (I + II)	1.82.i, 1.83.b	IFRS	590	0	0
1. Attributable to owners of the parent	1.83.b.ii	IFRS	5901		
2. Attributable to non-controlling interests	1.83.b.i	IFRS	5902		

[Back to contents](#)

Version 2016

Extended Standard Format based on IFRS taxonomy

COUNTRY OF INCORPORATION:			Thousands EUR		
0			Period		
NAME OF REPORTING ENTITY:			Current	Previous	
0					
ASSETS	IFRS Paragraph	XBRL Taxonomy CBSO code	Current	Previous	
I. ASSETS, NON-CURRENT, TOTAL	12.B12.b, 12.B	IFRS	0	0	
A. Tangible assets			0	0	
1. Property, plant and equipment	1.54.a, 16.73.d	IFRS	0	0	
1.1. Land and buildings	16.37.b	IFRS	0	0	
1.1.1. Land	16.73,16.37.a				
1.1.2. Buildings	16.73.e				
1.2. Plant and equipment	16.73.e	CBSO-RF			
1.3. Remaining property, plant and equipment	16.37	CBSO-RF	0	0	
1.3.1. Motor vehicles	16.73,16.37.f	IFRS			
1.3.2. Fixtures and fittings	16.73,16.37.g	IFRS			
1.3.3. Leasehold improvements	16.73.e				
1.3.4. IT equipment	16.73.e				
1.3.5. Exploration and evaluation assets	IFRS 6.25	IFRS			
1.3.6. Other property, plant and equipment (a)	16.73.e				
1.4. Construction in progress and payments in advance	16.73.e	IFRS			
2. Investment property	1.54.b, 40.79.c,	IFRS	0	0	
2.1. Land and buildings	40.76, 40.79		0	0	
2.1.1. Land	40.76, 40.79				
2.1.2. Buildings	40.76, 40.79				
2.2. Other investment property (a)	40.76, 40.79				
2.3. Investment property under construction or development	40.8.e, 40.76, 40.79				
B. Intangible assets and goodwill			0	0	
3. Intangible assets and goodwill	1.54.c, 1.55		0	0	
3.1. Goodwill	IFRS 3.B67.d	IFRS			
3.2. Development costs	38.119.g	IFRS			
3.3. Copyrights, patents, computer software and other industrial property rights, service and operating rights	38.119.e	CBSO-RF			
3.4. Remaining intangible assets	38.119	CBSO-RF	0	0	
3.4.1. Exploration and evaluation assets	IFRS 6.15,	IFRS			
3.4.2. Assets arising from service concession arrangements	IFRIC 12.17				
3.4.3. Other identifiable intangible assets, net (a)	38.118.e				
C. Biological assets			0	0	
4. Biological assets, total	1.54.f	IFRS	0	0	
4.1. Biological assets, total					
4.2. Agricultural produce at the point of harvest, total					
D. Financial, commercial and other non-current assets			0	0	
5. Investments in related parties	27.38, 1.54.e, 2	IFRS	0	0	
5.1. Investments in subsidiaries, at cost	27.38.a	IFRS			
5.2. Investments in associates, at cost	27.38.a				
5.3. Investments in joint ventures, at cost	27.38.a				
5.4. Equity method accounted investments, total	1.54.e, 12.B16	IFRS	0	0	
5.4.1. Equity method accounted investments in associates of which, goodwill	28.38				
5.4.2. Other equity method accounted investments (a) of which, goodwill	CP 28.23				
6. Deferred tax assets	1.54.o, 12.81.g.	IFRS			
7. Other financial assets, non-current	1.54.d	IFRS	0	0	
7.1. Securities		CBSO-RF	0	0	
7.1.1. Shares, non-current (including participations)					
7.1.2. Securities other than shares, non-current			0	0	
7.1.2.1. Treasury securities, non-current					
7.1.2.2. Other securities, non-current (a)					
7.2. Loans, non-current		CBSO-RF			
7.3. Loans to related parties, non-current	24.17	CBSO-RF			
7.4. Derivatives (including hedging assets), non-current	1.55 CP	IFRS			
7.5. Remaining financial assets, non-current	1.55	CBSO-RF	0	0	
7.5.1. Assets arising from service concession arrangements	IFRIC 12.16				
7.5.2. Other miscellaneous financial assets, non-current (a)	1.55				
8. Remaining non-current assets	1.78.b, 1.66.d, 1.66.e	CBSO-RF	0	0	
8.1. Finance lease receivables, net, non-current	17.47.a	IFRS			
8.2. Prepayments, non-current (prepaid expenses, among others)	1.78.b				
8.3. Cash restricted or pledged	1.66.d				
8.4. Assets pledged as collateral subject to sale or repledging, non-current	39.37.a				
8.5. Non-current trade payables	1.78.b	IFRS			

Version 2016

Extended Standard Format based on IFRS taxonomy

COUNTRY OF INCORPORATION:

0

NAME OF REPORTING ENTITY:

0

ASSETS	IFRS Paragraph	XBRL Taxonomy	CBSO code	Thousands EUR	
				Current	Period Previous
8.6. Other assets, non-current (a)	CP				
of which, post-employment benefit surplus	19.58	IFRS			
II. ASSETS, CURRENT, TOTAL	, 12.B12.b, 12.B	IFRS		0	0
9. Inventories	1.54.g, 2.36.b	IFRS		0	0
9.1. Raw materials	1.78.c, 2.36.b, 2	IFRS			
9.2. Merchandise	1.78.c, 2.36.b, 2	IFRS			
9.3. Production supplies	1.78.c, 2.36.b, 2	IFRS			
9.4. Work in progress	1.78.c, 2.36.b, 2	IFRS			
9.5. Finished goods	1.78.c, 2.36.b, 2	IFRS			
9.6. Other inventories (a)	2.37	IFRS			
10. Other financial assets, current	1.54.d	IFRS		0	0
10.1. Securities		CBSO-RF		0	0
10.1.1. Shares, current (including participations)					
10.1.2. Securities other than shares, current				0	0
10.1.2.1. Treasury securities, current					
10.1.2.2. Other securities, current (a)					
10.2. Loans, current		CBSO-RF			
10.3. Loans to related parties, current	24.17	CBSO-RF			
10.4. Derivatives (including hedging assets), current	1.55 CP	IFRS			
10.5. Other financial assets, current (a)	1.55	CBSO-RF			
11. Current tax receivables (only income tax)	1.54.n	IFRS			
12. Trade receivables, net, total	.54.k, 1.68, 1.78.	IFRS			
of which, receivables arising from construction contracts		CBSO-RF			
13. Cash and cash equivalents (b)	1.54.i	IFRS			
14. Remaining assets, current	1.77, 39.37.a	CBSO-RF		0	0
14.1. Assets pledged as collateral subject to sale or repledging, curre	39.37.a				
14.2. Finance lease receivables, current	17.47.a	IFRS			
14.3. Other receivables, net, total (a) (c)	1.78.b				
14.4. Prepayments, current (<i>prepaid expenses, among others</i>)	1.78.b	CBSO-RF			
14.5. Other assets, current (a)	1.77				
15. Non-current assets and disposal groups held for sale or held for distribution to owners	IFRS 5.38, 1.54.j, IFRS 5.5A	IFRS			
ASSETS, TOTAL	1.55 CP	IFRS		0	0

(a) Detail the content of the "remaining" / "other" amount when it is significant:

Line item in which amount is included:

Description of the content of the significant amount:

(b) As defined by IAS 7.6

(c) Please note that advanced payments on inventories shall be accounted for in this line.

[Back to contents](#)[Back to top](#)

Extended Standard Format based on IFRS taxonomy

COUNTRY OF INCORPORATION:					
0					
NAME OF REPORTING ENTITY:					
0					
LIABILITIES AND EQUITY	IFRS	XBRL	Thousands EUR	Period	
	Paragraph	Taxonomy		CBSO code	Current
I. EQUITY, TOTAL	1.55 CP, 1.78.	IFRS		0	0
A. Equity attributable to owners of parent	1.54.r	IFRS		0	0
1. Share capital	1.54.r, 1.77,	CBSO-RF		0	0
1.1. Issued capital (including paid-in and unpaid capital)	1.77, 1.78.e,	IFRS			
1.2. (-) Unpaid capital not called for	1.77, 1.78.e	CBSO-RF			
2. Share premium	1.77, 1.78.e	IFRS			
3. Retained earnings (accumulated losses)	1.78.e	IFRS		0	0
3.1. Profit (loss) of the year		CBSO-RF			
3.2. Interim dividends (paid during the year)	CP	CBSO-RF			
3.3. Legal and statutory reserves		CBSO-RF			
3.4. Remaining retained earnings (accumulated losses)		CBSO-RF			
4. Other reserves	1.78.e, 1.77,	IFRS		0	0
4.1. Translation reserves	21.52.b	IFRS			
4.2. Revaluation reserves	16.77.f, 38.12.	IFRS			
4.3. Hedging reserves	IFRS 7.23	IFRS			
4.4. Available for sale reserves	1.106.b	IFRS			
4.5. Reserve of remeasurements of defined benefit plans	19.127	IFRS			
4.6. Remaining reserves		CBSO-RF		0	0
4.6.1. Capital redemption reserves					
4.6.2. Merger reserves					
4.6.3. Option reserves					
4.6.4. Warrant reserves					
4.6.5. Proposed dividend reserves					
4.6.6. Cumulative income (expense) relating to non current assets held for sale	IFRS 5.38				
4.6.7. Share-based payments reserves	IFRS 2.7,	IFRS			
4.6.8. Reserve of gains and losses on hedging instruments that hedge investments in equity instruments	1.108	IFRS			
4.6.9. Reserve of change in value of time value of options	9.6.5.15	IFRS			
4.6.10. Reserve of change in value of forward elements of forward contracts	1.108,				
	9.6.5.16	IFRS			
	1.108,				
4.6.11. Reserve of change in value of foreign currency basis spreads	9.6.5.16	IFRS			
4.6.12. Reserve of gains and losses on financial assets measured at fair value through other comprehensive income	1.108	IFRS			
4.6.13. Miscellaneous other reserves (a)					
5. (-) Treasury shares	32.34	IFRS			
B. Non-controlling interests	1.54.q, 27.33	IFRS			
C. Other equity interest	1.78.e				
II. LIABILITIES	CP	IFRS		0	0
A. Liabilities, non-current, total	1.60	IFRS		0	0
6. Interest-bearing borrowings, non-current	1.54.m	IFRS		0	0
6.1. Borrowings from financial institutions, non-current	CP	CBSO-RF		0	0
6.1.1. Bank borrowings, non-current (b)	CP				
6.1.2. Bank overdrafts, non-current	CP				
6.2. Finance leases, non-current	1.55 CP	IFRS			
6.3. Bonds issued, non-current	CP	CBSO-RF			
6.4. Convertible borrowings, non-current	CP	CBSO-RF			
6.5. Borrowings with related parties, non-current	24.17	CBSO-RF			
6.6. Remaining borrowings, non-current	CP	CBSO-RF		0	0
6.6.1. Redeemable preference shares, non-current	CP				
6.6.2. Non-interest-bearing borrowings, non-current	CP				
6.6.3. Other borrowings, non-current (a)	CP				
7. Deferred income, non-current	1.78	IFRS		0	0
7.1. Government grants, non-current (classified as deferred income)	20.24, 1.55 Cf	IFRS			
7.2. Other deferred income, non-current (a)	CP				
9. Provisions for employee benefits, non-current	19.120A.c.i, 1	IFRS			
8. Other provisions, non-current	1.54.l, 1.78.d	IFRS			
8.1. Warranty provision, non-current	1.78.d, 37.84.:	IFRS			
8.2. Restructuring provision, non-current	1.78.d, 37.84.:	IFRS			
8.3. Legal proceedings provision, non-current	1.78.d, 37.84.:	IFRS			
8.4. Onerous contracts provision, non-current	1.78.d, 37.66,	IFRS			
8.5. Environmental provisions, non-current	CP				
8.6. Provisions for waste electrical and electronic equipment, non-current	IFRIC 6.7				
8.7. Provisions for contributions to decommissioning, restoration and	IFRIC 5.9	IFRS			
8.8. Contractual obligations from service concession arrangements, non-current	IFRIC 12.21				
8.9. Remaining provisions, non-current (those not included above) (a)	1.78.d				

Version 2016

Extended Standard Format based on IFRS taxonomy

COUNTRY OF INCORPORATION:

0

NAME OF REPORTING ENTITY:

0

LIABILITIES AND EQUITY	IFRS Paragraph	XBRL Taxonomy CBSO code	Thousands EUR	
			Current	Previous
10. Deferred tax liabilities	1.54.o, 12.81.	IFRS		
11. Other non-interest-bearing liabilities, non-current	1.54.m, 1.77	CBSO-RF	0	0
11.1. Other financial liabilities, non-current	1.54.m	IFRS		
11.2. Derivatives (including hedging liabilities), non-current	7.22.a-b, 1.55	IFRS		
11.3. Trade payables, non-current	1.78 CP	IFRS		
11.4. Other liabilities, non-current (a)	1.77	CBSO-RF		
B. Liabilities, current, total	1.60	IFRS	0	0
12. Interest-bearing borrowings, current	1.54.m	IFRS	0	0
12.1. Borrowings from financial institutions, current	CP	CBSO-RF	0	0
12.1.1. Bank borrowings, current (b)	CP			
12.1.2. Bank overdrafts, current	CP			
12.2. Finance leases, current	1.55 CP	IFRS		
12.3. Bonds issued, current	CP	CBSO-RF		
12.4. Convertible borrowings, current	CP	CBSO-RF		
12.5. Borrowings with related parties, current	24.17	CBSO-RF		
12.6. Remaining borrowings, current	CP	CBSO-RF	0	0
12.6.1. Redeemable preference shares, current	CP			
12.6.2. Non-interest-bearing borrowings, current	CP			
12.6.3. Other borrowings, current (a)	CP			
13. Deferred income, current	CP	IFRS	0	0
13.1. Government grants, current (classified as deferred income)	20.24, 1.55 CP	IFRS		
13.2. Other deferred income, current (a)	CP			
14. Provisions for employee benefits, current	19.120A.c.i, 1	IFRS		
15. Other provisions, current	1.54.l	IFRS		
15.1. Warranty provision, current	1.78.d, 37.84.	IFRS		
15.2. Restructuring provision, current	1.78.d, 37.84.	IFRS		
15.3. Legal proceedings provision, current	1.78.d, 37.84.	IFRS		
15.4. Onerous contracts provision, current	1.78.d, 37.66,	IFRS		
15.5. Environmental provisions, current	CP			
15.6. Provisions for waste electrical and electronic equipment, current	IFRIC 6.7			
15.7. Provisions for contributions to decommissioning, restoration and rehabilitation funds, current	IFRIC 5.9	IFRS		
15.8. Contractual obligations from service concession arrangements, current	IFRIC 12.21			
15.9. Remaining provisions, current (those not included above) (a)	1.78.d			
16. Current tax payables (only income tax)	1.54.n	IFRS		
17. Trade payables, total	1.54.k	CBSO-RF		
of which, liabilities arising from construction contracts	CBSO_RF			
18. Other non-interest-bearing liabilities, current	CP, 19.10.a	CBSO-RF	0	0
18.1. Advances received	11.40.b, 1.55			
18.2. Other payables (a)	CP	IFRS		
18.3. Interest payable, total	1.54.k			
18.4. Accrued payroll and other amounts due to employees	CP			
18.5. Accrued administrative liabilities	19.10.a			
18.6. Dividends to pay	CP			
18.7. Derivatives (including hedging liabilities), current	IFRIC 17.16.a	IFRS		
18.8. Other financial liabilities, current	7.22.a-b, 1.55	IFRS		
18.9. Other liabilities, current (a)	1.54.m	IFRS		
	CP	CBSO-RF		
19. Liabilities included in disposal groups held for sale	IFRS 5.38, 1.5	IFRS		
EQUITY AND LIABILITIES, TOTAL	1.55 CP	IFRS	0	0

Version 2016

(a) Detail the content of the "remaining" / "other" amount when it is significant:

Line item in which amount is included:

Description of the content of the significant amount:

(b) Trade bills discounted must be included in this account.

[Back to contents](#)[Back to top](#)

COUNTRY OF INCORPORATION: 0
 NAME OF REPORTING ENTITY: 0
 STATEMENT OF CHANGES IN EQUITY

Version 2016

IFRS paragraph	XBRL Taxonomy	CBSO code	Share capital		Thousands EUR Other reserves										Retained earnings (accumulated losses)					TOTAL EQUITY IFRS				
			Total CBSO-RF	Issued capital IFRS	(-) Unpaid capital not called for CBSO-RF	Share premium IFRS	Total IFRS	Translation reserves IFRS	Revaluation reserves IFRS	Hedging reserves IFRS	Available for sale reserves IFRS	Share-based payments reserves IFRS	Reserve of re-measurements of defined benefit plans IFRS	Remaining reserves CBSO-RF	Treasury shares IFRS	Total IFRS	Profit (loss) of the year (b) CBSO-RF	Interim dividends CBSO-RF	Legal and statutory reserves CBSO-RF		Remaining retained earnings (accumulated losses) CBSO-RF	Non-controlling interests IFRS	Other equity IFRS	
I. BALANCE, END OF PERIOD N - 2	1.106.d	IFRS	0				0																0	
1. Prior period adjustments to equity, total	1.106.b	CBSO-RF	0	0	0	0	0	0	0	0	0	0	0	0	0	0	0	0	0	0	0	0	0	0
1.1. Change in accounting policy affecting equity	1.110	IFRS	0				0																0	0
1.2. Prior period errors affecting equity	1.110	IFRS	0				0																0	0
II. RESTATED BALANCE, END OF PERIOD N - 2	1.106.d	CBSO-RF	0	0	0	0	0	0	0	0	0	0	0	0	0	0	0	0	0	0	0	0	0	0
1. Issue of shares	1.106.c	IFRS	0				0																0	0
2. (-) Capital reduction	1.106.c	CBSO-RF	0				0																0	0
3. Equity increase (decrease) resulting from business combination	1.106	CBSO-RF	0				0																0	0
4. Operations with treasury shares	32.33, 1.106	IFRS	0	0	0	0	0						0	0	0	0						0	0	0
4.1. Purchase (sale) of treasury shares	32.33, 1.106		0				0																0	0
4.2. (-) Cancellation of treasury shares	1.106		0				0																0	0
4.3. Transfer of treasury shares	1.106		0				0																0	0
5. Conversion of debt to equity	1.106	CBSO-RF	0				0																0	0
6. Remaining movements in equity not related to income or expenses	1.106	IFRS	0	0	0	0	0	0	0	0	0	0	0	0	0	0	0	0	0	0	0	0	0	0
6.1. (-) Reclassification of financial instruments from equity to liability	1.106		0				0						0	0	0	0	0	0	0	0	0	0	0	0
6.2. Reclassification of financial instruments from liability to equity	1.106		0				0						0	0	0	0	0	0	0	0	0	0	0	0
6.3. Amount removed from reserve of cash flow hedges and included in initial cost or other carrying amount of non-financial assets (liability) or firm commitment for which fair value hedge accounting is applied	7.24E.a, 9.6.5.11.d.i	IFRS																						0
6.4. Amount removed from reserve of change in value of time value of options and included in initial cost or other carrying amount of non-financial assets (liability) or firm commitment for which fair value hedge accounting is applied	9.6.5.15.b.i	IFRS																						0
6.5. Amount removed from reserve of change in value of foreign currency basis spreads and included in initial cost or other carrying amount of non-financial assets (liability) or firm commitment for which fair value hedge accounting is applied	9.6.5.16	IFRS																						0
6.7. Other increase (decrease) in equity (a)	9.6.5.16	IFRS	0				0																	0
7. Dividends	1.107, 32.35	IFRS					0																	0
8. Total comprehensive income for the period	1.106.a	IFRS	0	0	0	0	0	0	0	0	0	0	0	0	0	0	0	0	0	0	0	0	0	0
8.1. Gains (losses) arising from translating the financial statements of a foreign entity	1.106A						0																	0
8.2. Available-for-sale financial assets	1.106A						0																	0
8.3. Cash flow hedges	1.106A						0																	0
8.4. Changes in revaluation surplus	1.106A						0																	0
8.5. Remeasurements of defined benefit plans	1.106A						0																	0
8.6. Share of other comprehensive income of associates and joint ventures account	1.106A						0																	0
8.7. Other income and expense recognized directly in equity	1.106A						0																	0
8.8. Income tax relating to other comprehensive income	1.106A						0																	0
III. BALANCE, END OF PERIOD N - 1	1.106.d	IFRS	0	0	0	0	0	0	0	0	0	0	0	0	0	0	0	0	0	0	0	0	0	0
1. Prior period adjustments to equity, total	1.106.d	CBSO-RF	0	0	0	0	0	0	0	0	0	0	0	0	0	0	0	0	0	0	0	0	0	0
1.1. Change in accounting policy affecting equity	1.110	IFRS	0				0																	0
1.2. Prior period errors affecting equity	1.110	IFRS	0				0																	0
IV. RESTATED BALANCE, END OF PERIOD N - 1	1.106.d	CBSO-RF	0	0	0	0	0	0	0	0	0	0	0	0	0	0	0	0	0	0	0	0	0	0
1. Issue of shares	1.106.c	IFRS	0				0																	0
2. (-) Capital reduction	1.106.c	CBSO-RF	0				0																	0
3. Equity increase (decrease) resulting from business combination	1.106	CBSO-RF	0				0																	0
4. Operations with treasury shares	32.33, 1.106	IFRS	0	0	0	0	0						0	0	0	0							0	0
4.1. Purchase (sale) of treasury shares	32.33, 1.106		0				0																	0
4.2. (-) Cancellation of treasury shares	1.106		0				0																	0
4.3. Transfer of treasury shares	1.106		0				0																	0
5. Conversion of debt to equity	1.106	CBSO-RF	0				0																	0
6. Remaining movements in equity not related to income or expenses	1.106	IFRS	0	0	0	0	0	0	0	0	0	0	0	0	0	0	0	0	0	0	0	0	0	0
6.1. (-) Reclassification of financial instruments from equity to liability	1.106		0				0						0	0	0	0	0	0	0	0	0	0	0	0
6.2. Reclassification of financial instruments from liability to equity	1.106		0				0						0	0	0	0	0	0	0	0	0	0	0	0
6.3. Amount removed from reserve of cash flow hedges and included in initial cost or other carrying amount of non-financial assets (liability) or firm commitment for which fair value hedge accounting is applied	9.6.5.11 d (i), 7.24E a	IFRS																						0
6.4. Amount removed from reserve of change in value of time value of options and included in initial cost or other carrying amount of non-financial assets (liability) or firm commitment for which fair value hedge accounting is applied	9.6.5.15 b (i)	IFRS																						0
6.5. Amount removed from reserve of change in value of foreign currency basis spreads and included in initial cost or other carrying amount of non-financial assets (liability) or firm commitment for which fair value hedge accounting is applied	9.6.5.16	IFRS																						0
6.7. Other increase (decrease) in equity (a)	9.6.5.16	IFRS	0				0																	0
7. Dividends	1.107, 32.35	IFRS					0																	0
8. Total comprehensive income for the period	1.106.a	IFRS	0	0	0	0	0	0	0	0	0	0	0	0	0	0	0	0	0	0	0	0	0	0
8.1. Gains (losses) arising from translating the financial statements of a foreign entity	1.106A						0																	0
8.2. Available-for-sale financial assets	1.106A						0																	0
8.3. Cash flow hedges	1.106A						0																	0
8.4. Changes in revaluation surplus	1.106A						0																	0
8.5. Remeasurements of defined benefit plans	1.106A						0																	0
8.6. Share of other comprehensive income of associates and joint ventures account	1.106A						0																	0
8.7. Other income and expense recognized directly in equity	1.106A						0																	0
8.8. Income tax relating to other comprehensive income	1.106A						0																	0
V. BALANCE, END OF PERIOD N	1.106.d	IFRS	0	0	0	0	0	0	0	0	0	0	0	0	0	0	0	0	0	0	0	0	0	0

ADDITIONAL DISCLOSURES

1. Dividends distributed to owners	1.107	IFRS			
2. Proposal of dividends to be distributed to owners	CP	CBSO-RF			

(a) Detail the content of the "remaining" / "other" amount when it is significant: _____
 Line item in which amount is included: _____
 Description of the content of the significant amount: _____

Extended Standard Format based on IFRS taxonomy

COUNTRY OF INCORPORATION:

0

NAME OF REPORTING ENTITY:

0

STATEMENT OF CASH FLOWS (DIRECT METHOD)

Thousands EUR
Period

	IFRS Paragraph	XBRL Taxonomy	CBSO code	Current	Previous
I. CASH AND CASH EQUIVALENTS, BEGINNING BALANCE	7.45	IFRS			
II. NET CASH FLOWS FROM (USED IN) OPERATING ACTIVITIES (1 + 2)	7.10, 7.50.d	IFRS		0	0
of which, operating cash flows from discontinued operations	IFRS 5.33.c	IFRS			
1. Cash flows from (used in) operations, total	7.18.a, 7.14	CBSO-RF		0	0
1.1. Receipts from customers	7.14.a-b	IFRS			
1.2. (-) Payments to suppliers and employees	7.14.c	CBSO-RF		0	0
1.2.1. (-) Payments to suppliers	7.14.c				
1.2.2. (-) Payments to employees	7.14.d				
1.3. Remaining cash flows from (used in) operations	CP	CBSO-RF		0	0
1.3.1. (-) Payments on behalf of employees	7.14.d				
1.3.2. (-) Payments for restructuring expenditures	CP				
1.3.3. Payments received and remitted for value added taxes	CP				
1.3.4. Receipts from government grants	20.28				
1.3.5. Other cash flows from (used in) operations (a) (b)	CP				
2. Cash flows from (used in) other operating activities, total	CP	CBSO-RF		0	0
2.1. Proceeds from dividends received classified as operating	7.33, 7.31	IFRS			
2.2. (-) Payments of dividends classified as operating	7.33, 7.34	IFRS			
2.3. Proceeds from interest received classified as operating	7.33, 7.31	IFRS			
2.4. (-) Payments of interest classified as operating	7.31, 7.33	IFRS			
2.5. Income tax (paid) refunded	7.35	IFRS			
2.6. Other inflows (outflows) from other operating activities (a)	CP				
III. NET CASH FLOWS FROM (USED IN) INVESTING ACTIVITIES (- 1 + 2 + 3 + 4)	7.10, 7.50.d	IFRS		0	0
of which, investment cash flow from discontinued operations	IFRS 5.33.c	IFRS			
1. (-) Acquisitions, cash flows investing activities	CP	CBSO-RF		0	0
1.1. (-) Payments to acquire non-current assets other than financial	7.16.a	CBSO-RF		0	0
1.1.1. (-) Payments to acquire property, plant and equipment	7.16.a	IFRS			
1.1.2. (-) Payments to capitalise expenditures	7.16.a				
1.1.3. (-) Payments to acquire investment property	7.16.a				
1.1.4. (-) Payments to acquire intangible assets	7.16.a	IFRS			
1.1.5. (-) Payments to acquire biological assets	7.16.a				
1.2. (-) Payments to acquire subsidiaries, associates and joint ventures	7.16.c, 7.39, 7.39	IFRS		0	0
1.2.1. (-) Payments to acquire subsidiaries, net of cash acquired	7.39				
1.2.2. (-) Payments to acquire associates	7.16.c				
1.2.3. (-) Payments to acquire joint ventures, net of cash acquired	7.16.c-d	IFRS			
1.3. (-) Remaining payments for acquisitions	7.16.c, CP	CBSO-RF		0	0
1.3.1. (-) Payments to acquire other financial assets (a)	7.16.c				
1.3.2. (-) Payments to acquire non-current assets and disposal groups held for sale and discontinued operations	7.16.c				
1.3.3. (-) Payments to acquire other assets (a)	CP				
2. Disposals, cash flows investing activities	CP	CBSO-RF		0	0
2.1. Proceeds from disposal of non-current assets other than financial	7.16.b	CBSO-RF		0	0
2.1.1. Proceeds from disposal of property, plant and equipment	7.16.b	IFRS			
2.1.2. Proceeds from disposal of investment property	7.16.b				
2.1.3. Proceeds from disposal of intangible assets	7.16.b	IFRS			
2.1.4. Proceeds from disposal of biological assets	7.16.b				
2.2. Proceeds from disposal of subsidiaries, associates and joint ventures	7.16.c, 7.39, 7.39	IFRS		0	0
2.2.1. Proceeds from disposal of subsidiaries, net of cash disposed	7.39				
2.2.2. Proceeds from disposal of associates	7.16.d				
2.2.3. Proceeds from disposal of joint ventures, net of cash disposed	7.16.d	IFRS			
2.3. Remaining proceeds from disposals	7.16.c, CP	CBSO-RF		0	0
2.3.1. Proceeds from disposal of other financial assets (a)	7.16.d				
2.3.2. Proceeds from disposal of non-current assets held for sale and discontinued operations	7.16.c				
2.3.3. Proceeds from disposal of other assets (a)	CP				
3. Proceeds from dividends received classified as investing	7.33, 7.31	IFRS			
4. Proceeds from interest received classified as investing	7.33, 7.31	IFRS			
5. Remaining cash flows from (used in) investing activities	7.33, 7.31, 7.1	CBSO-RF		0	0
5.1. (-) Payments for cash advances and loans made	7.16.e	IFRS			
5.2. Repayment of cash advances and loans received	7.16.f	IFRS			
5.3. Proceeds from government grants received	CP	IFRS			
5.4. Other cash flows from (used in) investing activities (a)	CP				
IV. FREE CASH FLOW (II + III)		CBSO-RF		0	0
V. NET CASH FLOWS FROM (USED IN) FINANCING ACTIVITIES (1 - 2 - 3 - 4 + 5)	7.10, 7.50.d	IFRS		0	0
of which, financing cash flow from discontinued operations	5.33.c	IFRS			

Version 2016

Extended Standard Format based on IFRS taxonomy

COUNTRY OF INCORPORATION:

0

NAME OF REPORTING ENTITY:

0

STATEMENT OF CASH FLOWS (DIRECT METHOD)

Thousands EUR
Period

	IFRS Paragraph	XBRL Taxonomy	CBSO code	Current	Previous
1. Proceeds from cash flows from financing activities	CP	CBSO-RF		0	0
1.1. Proceeds from issuance of equity instruments	7.17.a	CBSO-RF			
1.2. Proceeds from issuance of other financial liabilities	7.17.c	CBSO-RF		0	0
1.2.1. Proceeds from issuance of bank borrowings	7.17.c				
1.2.2. Proceeds from issuance of debentures and other loans	7.17.c				
1.2.3. Proceeds from issuance of convertible borrowings	7.17.c				
1.2.4. Proceeds from issuance of redeemable preference shares	7.17.c				
1.2.5. Proceeds from finance lease	CP				
1.2.6. Proceeds from issuance of other borrowings (a)	7.17.c				
1.3. Remaining proceeds from cash flows from financing activities	7.17.a, CP	CBSO-RF		0	0
1.3.1. Proceeds from issuance of compound financial instruments	CP				
1.3.2. Proceeds from issuance of treasury shares	7.17.a				
2. (-) Repayments cash flows financing activities	CP	CBSO-RF		0	0
2.1. (-) Repurchase of equity instruments subsequently cancelled	CP	CBSO-RF			
2.2. (-) Repayment of other financial liabilities	7.17.d	CBSO-RF		0	0
2.2.1. (-) Repayment of bank borrowings	7.17.d				
2.2.2. (-) Repayment of debentures and other loans	7.17.d				
2.2.3. (-) Repayment of convertible borrowings	7.17.d				
2.2.4. (-) Repayment of redeemable preference shares	7.17.d				
2.2.5. (-) Repayment of finance lease liabilities	7.17.e	IFRS			
2.2.5. (-) Repayment of lease liabilities	7.17.e	IFRS			
2.2.6. (-) Repayment of other borrowings (a)	7.17.d				
2.3. (-) Remaining repayments of cash flows from financing activities	7.17	CBSO-RF		0	0
2.3.1. (-) Purchase of treasury shares	7.17.b				
2.3.2. (-) Redemption of compound financial instruments	CP				
2.3.3. (-) Repayment of other financing activities (a)	7.17.d				
3. (-) Payments of dividends classified as financing	7.34	IFRS			
4. (-) Payments of interest classified as financing	7.31	IFRS			
5. Remaining cash flows from (used in) financing activities	CP	CBSO-RF		0	0
5.1. Proceeds from cash advances from related parties	CP				
5.2. (-) Repayment of cash advances from related parties	CP				
5.3. Bank overdrafts increased (decreased)	CP				
5.4. Other cash flows from (used in) financing activities (a)	CP				
VI. NET INCREASE IN CASH AND CASH EQUIVALENTS (II + III + IV)	7.45	IFRS		0	0
VII. EFFECT OF EXCHANGE RATE CHANGES ON CASH AND CASH EQUIVALENTS	7.25, 7.28	IFRS			
VIII. EFFECT OF CHANGES IN SCOPE OF CONSOLIDATION ON CASH AND CASH EQUIVALENTS	CP	CBSO-RF			
IX. CASH AND CASH EQUIVALENTS, ENDING BALANCE (I + V + VI + VII)	7.45	IFRS		0	0
X. ADJUSTMENT TO RECONCILE WITH THE STATEMENT OF FINANCIAL POSITION		CBSO-RF			
XI. CASH AND CASH EQUIVALENTS AS REPORTED IN THE STATEMENT OF FINANCIAL POSITION		CBSO-RF			

(a) Detail the content of the "remaining" / "other" amount when it is significant:

Line item in which amount is included:

Description of the content of the significant amount:

(b) Payments for research and development expenditures, for warranty claims and to third parties on share options to be included here, among others.

[Back to contents](#)[Back to top](#)

Extended Standard Format based on IFRS taxonomy

COUNTRY OF INCORPORATION:			Thousands EUR	
0			Period	
NAME OF REPORTING ENTITY:			Current	Previous
0				
STATEMENT OF CASH FLOWS (INDIRECT METHOD)				
	IFRS Paragraph	XBRL Taxonomy	CBSO code	
I. CASH AND CASH EQUIVALENTS, BEGINNING BALANCE	7.45	IFRS		
II. NET CASH FLOWS FROM (USED IN) OPERATING ACTIVITIES (A + B)	7.10, 7.50.d	IFRS		0
of which, operating cash flows from discontinued operations	IFRS 5.33.c	IFRS		0
A. Cash flows from (used in) operations (A1 - A2)	7.18.b, 7.14	CBSO-RF		0
A1. Cash flows before changes in working capital (1 + 2)	7.20.a, 7.20.Cf	CBSO-RF		0
1. Profit (loss) from operations (1.1 + 1.2)				0
1.1. Profit (loss) attributable to owners of the parent (<i>line 20 of income statement</i>)	1.83.a.ii	IFRS		
1.2. Adjustments to reconcile to profit (loss) from operations, total	SC			0
1.2.1. Profit (loss) attributable to non-controlling interests	1.83.a.i., 27.3	IFRS		
1.2.2. Interest expense to reconcile to profit (loss) from operations	7.20	IFRS		
1.2.3. (-) Interest income to reconcile to profit (loss) from operations	7.20,	IFRS		
1.2.4. (-) Dividend income to reconcile to profit (loss) from operations	7.20	IFRS		
1.2.5. Income tax expense (income)	1.82.d, 12.77	IFRS		
1.2.6. (-) Share of profit (loss) from equity-accounted investments	1.82.c			
1.2.7. (-) Negative goodwill immediately recognized	IFRS 3.B64.n.i			
1.2.8. Other increases (decreases) to reconcile to profit (loss) from operations (a)	7.20.c			
2. Non-cash adjustments , total	7.18.b			0
2.1. Depreciation and amortisation	1.102, 7.40.b	IFRS		
2.2. Impairment losses (reversals), total	7.20.b	IFRS		
2.3. (-) Unrealised (gains) losses on foreign currency exchange	7.20.b	IFRS		
2.4. (-) Unrealised fair value gain (loss), total	7.20.c	IFRS		
2.5. Increase (decrease) in provisions, net	7.20.b	IFRS		
2.6. (-) Gain (loss) on derecognition of non-current assets not held for sale, tot	CP			
2.7. (-) Gain (loss) on disposal of other financial assets and liabilities	CP			
2.8. (-) Share of profit (loss) from investments	7.20	IFRS		
2.9. Increase (decrease) in deferred items	7.18.b			
2.10. Other non cash adjustments (a)	CP			
A2. Increase (decrease) in working capital (3 + 4 + 5 + 6 - 7 - 8 - 9 + 10)	7.20 CP	CBSO-RF		0
3. Increase (decrease) in construction contract, work in progress	CP			
4. Increase (decrease) in inventories	7.20.a	IFRS		
5. Increase (decrease) in trade and other receivables	7.20.a			
6. Increase (decrease) in financial instruments held for trading	7.15			
7. (-) Increase (decrease) in trade and other payables	7.20.a			
8. (-) Increase (decrease) in tax payable	7.20.a			
9. (-) Increase (decrease) in post employment benefit obligations	7.20.a			
10. Other increases (decreases) in working capital (a) (b)	CP			
B. Cash flows from (used in) other operating activities, total (11 - 12 + 13 - 14 + 15 + 16)	CP	CBSO-RF		0
11. Proceeds from dividends received classified as operating	7.33, 7.31	IFRS		
12. (-) Payments from dividends classified as operating	7.33, 7.34	IFRS		
13. Proceeds from interest received classified as operating	7.33, 7.31	IFRS		
14. (-) Payments of interest classified as operating	7.31, 7.33	IFRS		
15. Income tax (paid) refunded	7.35	IFRS		
16. Other inflows (outflows) from other operating activities (a)	CP			
III. NET CASH FLOWS FROM (USED IN) INVESTING ACTIVITIES	7.10, 7.50.d	IFRS		0
(- 1 + 2 + 3 + 4)				
of which, investment cash flow from discontinued operations	IFRS 5.33.c	IFRS		
1. (-) Acquisitions, cash flows investing activities	CP	CBSO-RF		0
1.1. (-) Payments to acquire non-current assets other than financial	7.16.a	CBSO-RF		0
1.1.1. (-) Payments to acquire property, plant and equipment	7.16.a	IFRS		
1.1.2. (-) Payments to capitalise expenditures	7.16.a			
1.1.3. (-) Payments to acquire investment property	7.16.a			
1.1.4. (-) Payments to acquire intangible assets	7.16.a	IFRS		
1.1.5. (-) Payments to acquire biological assets	7.16.a			
1.2. (-) Payments to acquire subsidiaries, associates and joint ventures	7.16.c, 7.39, 7	IFRS		0
1.2.1. (-) Payments to acquire subsidiaries, net of cash acquired	7.39			
1.2.2. (-) Payments to acquire associates	7.16.c			
1.2.3. (-) Payments to acquire joint ventures, net of cash acquired	7.16.c-d	IFRS		
1.3. (-) Remaining payments for acquisitions	7.16.c, CP	CBSO-RF		0
1.3.1. (-) Payments to acquire other financial assets (a)	7.16.c			
1.3.2. (-) Payments to acquire non-current assets and disposal groups held	7.16.c			
1.3.3. (-) Payments to acquire other assets (a)	CP			

Version 2016

Extended Standard Format based on IFRS taxonomy

COUNTRY OF INCORPORATION:

0

NAME OF REPORTING ENTITY:

0

STATEMENT OF CASH FLOWS (INDIRECT METHOD)	IFRS Paragraph	XBRL Taxonomy	CBSO code	Thousands EUR	
				Period	
				Current	Previous
2. Disposals, cash flows investing activities	CP	CBSO-RF		0	0
2.1. Proceeds from disposal of non-current assets other than financial	7.16.b	CBSO-RF		0	0
2.1.1. Proceeds from disposal of property, plant and equipment	7.16.b	IFRS			
2.1.2. Proceeds from disposal of investment property	7.16.b				
2.1.3. Proceeds from disposal of intangible assets	7.16.b	IFRS			
2.1.4. Proceeds from disposal of biological assets	7.16.b				
2.2. Proceeds from disposal of subsidiaries, associates and joint ventures	7.16.c, 7.39, 7	IFRS		0	0
2.2.1. Proceeds from disposal of subsidiaries, net of cash disposed	7.39				
2.2.2. Proceeds from disposal of associates	7.16.d				
2.2.3. Proceeds from disposal of joint ventures, net of cash disposed	7.16.d	IFRS			
2.3. Remaining proceeds from disposals	7.16.c, CP	CBSO-RF		0	0
2.3.1. Proceeds from disposal of other financial assets (a)	7.16.d				
2.3.2. Proceeds from disposal of non-current assets held for sale and	7.16.c				
2.3.3. Proceeds from disposal of other assets (a)	CP				
3. Proceeds from dividends received classified as investing	7.33, 7.31	IFRS			
4. Proceeds from interest received classified as investing	7.33, 7.31	IFRS			
5. Remaining cash flows from (used in) investing activities	7.33, 7.31, 7.1	CBSO-RF		0	0
5.1. (-) Payments for cash advances and loans made	7.16.e	IFRS			
5.2. Repayment of cash advances and loans received	7.16.f	IFRS			
5.3. Proceeds from government grants received	CP	IFRS			
5.4. Other cash flows from (used in) investing activities (a)	CP				
IV. FREE CASH FLOW (II + III)		CBSO-RF		0	0
V. NET CASH FLOWS FROM (USED IN) FINANCING ACTIVITIES (1 - 2 - 3 - 4 + 5)	7.10, 7.50.d	IFRS		0	0
of which, financing cash flow from discontinued operations	5.33.c	IFRS			
1. Proceeds from cash flows from financing activities	CP	CBSO-RF		0	0
1.1. Proceeds from issuance of equity instruments	7.17.a	CBSO-RF			
1.2. Proceeds from issuance of other financial liabilities	7.17.c	CBSO-RF		0	0
1.2.1. Proceeds from issuance of bank borrowings	7.17.c				
1.2.2. Proceeds from issuance of debentures and other loans	7.17.c				
1.2.3. Proceeds from issuance of convertible borrowings	7.17.c				
1.2.4. Proceeds from issuance of redeemable preference shares	7.17.c				
1.2.5. Proceeds from finance lease	CP				
1.2.6. Proceeds from issuance of other borrowings (a)	7.17.c				
1.3. Remaining proceeds from cash flows from financing activities	7.17.a, CP	CBSO-RF		0	0
1.3.1. Proceeds from issuance of compound financial instruments	CP				
1.3.2. Proceeds from issuance of treasury shares	7.17.a				
2. (-) Repayments cash flows financing activities	CP	CBSO-RF		0	0
2.1. (-) Repurchase of equity instruments subsequently cancelled	CP	CBSO-RF			
2.2. (-) Repayment of other financial liabilities	7.17.d	CBSO-RF		0	0
2.2.1. (-) Repayment of bank borrowings	7.17.d				
2.2.2. (-) Repayment of debentures and other loans	7.17.d				
2.2.3. (-) Repayment of convertible borrowings	7.17.d				
2.2.4. (-) Repayment of redeemable preference shares	7.17.d				
2.2.5. (-) Repayment of finance lease liabilities	7.17.e	IFRS			
2.2.5. (-) Repayment of finance lease liabilities	7.17.e	IFRS			
2.2.6. (-) Repayment of other borrowings (a)	7.17.d				
2.3. (-) Remaining repayments of cash flows from financing activities	7.17	CBSO-RF		0	0
2.3.1. (-) Purchase of treasury shares	7.17.b				
2.3.2. (-) Redemption of compound financial instruments	CP				
2.3.3. (-) Repayment of other financing activities (a)	7.17.d				
3. (-) Payments of dividends classified as financing	7.34	IFRS			
4. (-) Payments of interest classified as financing	7.31	IFRS			
5. Remaining cash flows from (used in) financing activities	CP	CBSO-RF		0	0
5.1. Proceeds from cash advances from related parties	CP				
5.2. (-) Repayment of cash advances from related parties	CP				
5.3. Bank overdrafts increased (decreased)	CP				
5.4. Other cash flows from (used in) financing activities (a)	CP				
VI. NET INCREASE IN CASH AND CASH EQUIVALENTS (II + III + IV)	7.45	IFRS		0	0
VII. EFFECT OF EXCHANGE RATE CHANGES ON CASH AND CASH AND EQUIVALENTS	7.25, 7.28	IFRS			
VIII. EFFECT OF CHANGES IN SCOPE OF CONSOLIDATION ON CASH AND CASH EQUIVALENTS	CP	CBSO-RF			
IX. CASH AND CASH EQUIVALENTS, ENDING BALANCE (I + V + VI + VII)	7.45	IFRS		0	0
X. ADJUSTMENT TO RECONCILE WITH THE STATEMENT OF FINANCIAL POSITION					
XI. CASH AND CASH EQUIVALENTS AS REPORTED IN THE STATEMENT OF FINANCIAL POSITION					

(a) Detail the content of the "remaining" / "other" amount when it is significant:

Line item in which amount is included:

Description of the content of the significant amount:

(b) Please include in these cells, the increases and decreases in non-current assets and disposal groups held for sale, prepayments, in financial instruments designated as fair value through profit or loss, in other assets, in deferred income, in accruals, in other liabilities and in any other element of working capital.

[Back to contents](#)[Back to top](#)

Extended Standard Format based on IFRS taxonomy

COUNTRY OF INCORPORATION:

NAME OF REPORTING ENTITY:

0

PROPERTY, PLANT AND EQUIPMENT NOTE (13)

LAND AND BUILDINGS

Thousands EUR

Land and buildings

IFRS Paragraph	XBRL Taxonomy	CBSO code	Total	Land			Buildings			Land and Buildings (TOTAL)		
				Subject to Operating Lease	Not Subject to Operating Lease	Total	Subject to Operating Lease	Not Subject to Operating Lease	Total	Subject to Operating Lease	Not Subject to Operating Lease	Total
I. MOVEMENTS IN PROPERTY, PLANT AND EQUIPMENT												
16.73.e												
1. Property, plant and equipment, net, beginning balance	16.73.e, 1.54.a	IFRS	0	0	0	0	0	0	0	0	0	0
1.1. Gross amount	16.73.d	IFRS	0	0	0	0	0	0	0	0	0	0
1.2. (-) Accumulated depreciation and impairment losses of which, (-) accumulated impairment losses	16.73.d	IFRS	0	0	0	0	0	0	0	0	0	0
2. Additions	16.73.e.i	IFRS	0	0	0	0	0	0	0	0	0	0
3. Changes in scope of consolidation	16.73.e.ii, CP	CBSO-RF	0	0	0	0	0	0	0	0	0	0
3.1. Acquisitions through business combinations	16.73.e.ii	IFRS	0	0	0	0	0	0	0	0	0	0
3.2. (-) Disposals through business divestiture	CP		0	0	0	0	0	0	0	0	0	0
4. (-) Retirements and disposals	16.73.e.iii, 16.73	CBSO-RF	0	0	0	0	0	0	0	0	0	0
5. (-) Depreciation expense	16.73.e.vi	IFRS	0	0	0	0	0	0	0	0	0	0
6. Revaluation increase (decrease)	16.73.e.iv	IFRS	0	0	0	0	0	0	0	0	0	0
6.1. Revaluation increase (decrease) recognised in equity	16.73.e.v	IFRS	0	0	0	0	0	0	0	0	0	0
6.2. Revaluation increase (decrease) recognised in income statement	16.73.e.v, 16.39, 16.40	IFRS	0	0	0	0	0	0	0	0	0	0
7. (-) Impairment loss (reversal) recognised	16.73.e.v, 36.11	CBSO-RF	0	0	0	0	0	0	0	0	0	0
7.1. (-) Impairment loss recognised in income statement	16.73.e.v, 36.12	IFRS	0	0	0	0	0	0	0	0	0	0
7.2. Impairment reversal recognised in income statement	16.73.e.v, 36.11	IFRS	0	0	0	0	0	0	0	0	0	0
7.3. (-) Impairment loss recognised in equity	16.73.e.v, 36.11	IFRS	0	0	0	0	0	0	0	0	0	0
7.4. Impairment reversal recognised in equity	16.73.e.v, 36.11	IFRS	0	0	0	0	0	0	0	0	0	0
8. Foreign currency exchange increase (decrease)	16.73.e.viii	IFRS	0	0	0	0	0	0	0	0	0	0
9. Transfers from (to) other items	16.73.e.ix	CBSO-RF	0	0	0	0	0	0	0	0	0	0
9.1. Transfers from (to) non-current assets and disposal groups held for sale	CP		0	0	0	0	0	0	0	0	0	0
9.2. Transfers from (to) investment property	CP		0	0	0	0	0	0	0	0	0	0
9.3. Other transfers	CP		0	0	0	0	0	0	0	0	0	0
10. Remaining movements in property, plant and equipment (a)	16.73.e.ix	CBSO-RF	0	0	0	0	0	0	0	0	0	0
11. Property, plant and equipment, ending balance	16.73.e, 1.54.a	IFRS	0	0	0	0	0	0	0	0	0	0
11.1. Gross amount	16.73.d	IFRS	0	0	0	0	0	0	0	0	0	0
11.2. (-) Accumulated depreciation and impairment losses of which, (-) accumulated impairment losses	16.73.d	IFRS	0	0	0	0	0	0	0	0	0	0
II. OTHER INFORMATION												
1. Revalued property, plant and equipment disclosures												
1.1. Pip forma property, plant and equipment net at cost	16.77	IFRS	0	0	0	0	0	0	0	0	0	0
1.2. Revaluation surplus	16.77.e	IFRS	0	0	0	0	0	0	0	0	0	0
1.2. Revaluation surplus	16.77.f	IFRS	0	0	0	0	0	0	0	0	0	0
2. Gross carrying amount of any fully depreciated property, plant and equipment still in use												
16.79.b		IFRS	0	0	0	0	0	0	0	0	0	0
3. Carrying amount of temporary idle property, plant and equipment												
16.79.a		IFRS	0	0	0	0	0	0	0	0	0	0
4. Carrying amount of retired property, plant and equipment not held for disposal												
16.79.c		IFRS	0	0	0	0	0	0	0	0	0	0
5. Government grants												
5.1. Beginning balance												
20.24			0	0	0	0	0	0	0	0	0	0
5.2. Amounts attributed during the period												
5.3. (-) Amortisation in the income statement			0	0	0	0	0	0	0	0	0	0
5.4. Other movements (b)			0	0	0	0	0	0	0	0	0	0
5.5. Ending balance	20.24		0	0	0	0	0	0	0	0	0	0
6. Advanced payments included in the valuation												
CP			0	0	0	0	0	0	0	0	0	0
7. Amount of borrowing costs capitalised												
23.26.a			0	0	0	0	0	0	0	0	0	0
8. Finance leases												
8.1. Property, plant and equipment under finance leases, net												
17.31.a		IFRS	0	0	0	0	0	0	0	0	0	0
8.2. Amount of property, plant and equipment acquired under finance lease	7.44.a, 7.43		0	0	0	0	0	0	0	0	0	0
8.3. Description of acquisition of assets by assuming directly related liabilities or by means of lease	7.44 (a)											
9. Mortgages and other securities												
9.1. Amount of property, plant and equipment mortgaged												
16.74.a			0	0	0	0	0	0	0	0	0	0
9.2. Amount of property, plant and equipment pledged as security												
16.74.a			0	0	0	0	0	0	0	0	0	0

(a) Please detail the content of this cell when significant.

(b) Please detail the content of this cell when significant.

(c) IAS 40 was amended in 2008 and investment property in construction or development must be accounted for as investment property, not as property, plant and equipment.

[Back to contents](#)

[Back to top](#)

Version 2016

Extended Standard Format based on IFRS taxonomy

COUNTRY OF INCORPORATION: 0
 NAME OF REPORTING ENTITY: 0
 PROPERTY, PLANT AND EQUIPMENT NOTE (13):
 LAND AND BUILDINGS

		Thousands		EUR					
		Land and buildings							
IFRS Paragraph	XBRL Taxonomy	CBSO code	Total	Land		Buildings		Land and Buildings (TOTAL)	
				Subject to Operating Lease	Not Subject to Operating Lease	Subject to Operating Lease	Not Subject to Operating Lease	Subject to Operating Lease	Not Subject to Operating Lease

PROPERTY PLAN AND EQUIPMENT TOTAL SUMMARY (32)

		Thousands		EUR									
		SUMMARY											
IFRS Paragraph	XBRL Taxonomy	Land and Buildings (TOTAL)			Remaining property, plant and equipment (TOTAL)			Constructions in progress			TOTAL		
		Subject to Operating Lease	Not Subject to Operating Lease	Total	Subject to Operating Lease	Not Subject to Operating Lease	Total	Subject to Operating Lease	Not Subject to Operating Lease	Total	Subject to Operating Lease	Not Subject to Operating Lease	Total

I. MOVEMENTS IN PROPERTY, PLANT AND EQUIPMENT		16.73.e																	
1. Property, plant and equipment, net, beginning balance	16.73.e, 1.54.a	IFRS	0	0	0	0	0	0	0	0	0	0	0	0	0	0	0	0	0
1.1. Gross amount	16.73.d	IFRS	0	0	0	0	0	0	0	0	0	0	0	0	0	0	0	0	0
1.2. (-) Accumulated depreciation and impairment losses of which, (-) accumulated impairment losses	16.73.d	IFRS	0	0	0	0	0	0	0	0	0	0	0	0	0	0	0	0	0
2. Additions	16.73.e.i	IFRS	0	0	0	0	0	0	0	0	0	0	0	0	0	0	0	0	0
3. Changes in scope of consolidation	16.73.e.ii, CP	CBSO-RF	0	0	0	0	0	0	0	0	0	0	0	0	0	0	0	0	0
3.1. Acquisitions through business combinations	16.73.e.ii	IFRS	0	0	0	0	0	0	0	0	0	0	0	0	0	0	0	0	0
3.2. (-) Disposals through business divestiture	CP		0	0	0	0	0	0	0	0	0	0	0	0	0	0	0	0	0
4. (-) Retirements and disposals	16.73.e.e, 16.73	CBSO-RF	0	0	0	0	0	0	0	0	0	0	0	0	0	0	0	0	0
5. (-) Depreciation expense	16.73.e.vi	IFRS	0	0	0	0	0	0	0	0	0	0	0	0	0	0	0	0	0
6. Revaluation increase (decrease)	16.73.e.v	IFRS	0	0	0	0	0	0	0	0	0	0	0	0	0	0	0	0	0
6.1. Revaluation increase (decrease) recognised in equity	16.73.e.iv	IFRS	0	0	0	0	0	0	0	0	0	0	0	0	0	0	0	0	0
6.2. Revaluation increase (decrease) recognised in income statement	16.73.e.v, 16.39, 16.40		0	0	0	0	0	0	0	0	0	0	0	0	0	0	0	0	0
7. (-) Impairment loss (reversal) recognised	16.73.e.v, 36.11	CBSO-RF	0	0	0	0	0	0	0	0	0	0	0	0	0	0	0	0	0
7.1. (-) Impairment loss recognised in income statement	16.73.e.v, 36.12	IFRS	0	0	0	0	0	0	0	0	0	0	0	0	0	0	0	0	0
7.2. Impairment reversal recognised in income statement	16.73.e.v, 36.11	IFRS	0	0	0	0	0	0	0	0	0	0	0	0	0	0	0	0	0
7.3. (-) Impairment loss recognised in equity	16.73.e.v, 36.11	IFRS	0	0	0	0	0	0	0	0	0	0	0	0	0	0	0	0	0
7.4. Impairment reversal recognised in equity	16.73.e.v, 36.11	IFRS	0	0	0	0	0	0	0	0	0	0	0	0	0	0	0	0	0
8. Foreign currency exchange increase (decrease)	16.73.e.viii	IFRS	0	0	0	0	0	0	0	0	0	0	0	0	0	0	0	0	0
9. Transfers from (to) other items	16.73.e.ix	CBSO-RF	0	0	0	0	0	0	0	0	0	0	0	0	0	0	0	0	0
9.1. Transfers from (to) non-current assets and disposal groups held for sale	CP		0	0	0	0	0	0	0	0	0	0	0	0	0	0	0	0	0
9.2. Transfers from (to) investment property	CP		0	0	0	0	0	0	0	0	0	0	0	0	0	0	0	0	0
9.3. Other transfers	CP		0	0	0	0	0	0	0	0	0	0	0	0	0	0	0	0	0
10. Remaining movements in property, plant and equipment (a)	16.73.e.ix	CBSO-RF	0	0	0	0	0	0	0	0	0	0	0	0	0	0	0	0	0
11. Property, plant and equipment, ending balance	16.73.e, 1.54.a	IFRS	0	0	0	0	0	0	0	0	0	0	0	0	0	0	0	0	0
11.1. Gross amount	16.73.d	IFRS	0	0	0	0	0	0	0	0	0	0	0	0	0	0	0	0	0
11.2. (-) Accumulated depreciation and impairment losses of which, (-) accumulated impairment losses	16.73.d	IFRS	0	0	0	0	0	0	0	0	0	0	0	0	0	0	0	0	0
II. OTHER INFORMATION																			
1. Revalued property, plant and equipment disclosures	16.77	IFRS	0	0	0	0	0	0	0	0	0	0	0	0	0	0	0	0	0
1.1. Pro forma property, plant and equipment net at cost	16.77.e	IFRS	0	0	0	0	0	0	0	0	0	0	0	0	0	0	0	0	0
1.2. Revaluation surplus	16.77.f	IFRS	0	0	0	0	0	0	0	0	0	0	0	0	0	0	0	0	0
2. Gross carrying amount of any fully depreciated property, plant and equipment still in use	16.79.b	IFRS	0	0	0	0	0	0	0	0	0	0	0	0	0	0	0	0	0
3. Carrying amount of temporary idle property, plant and equipment	16.79.a	IFRS	0	0	0	0	0	0	0	0	0	0	0	0	0	0	0	0	0
4. Carrying amount of retired property, plant and equipment not held for disposal	16.79.c	IFRS	0	0	0	0	0	0	0	0	0	0	0	0	0	0	0	0	0
5. Government grants																			
5.1. Beginning balance	20.24		0	0	0	0	0	0	0	0	0	0	0	0	0	0	0	0	0
5.2. Amounts attributed during the period			0	0	0	0	0	0	0	0	0	0	0	0	0	0	0	0	0
5.3. (-) Amortisation in the income statement			0	0	0	0	0	0	0	0	0	0	0	0	0	0	0	0	0
5.4. Other movements (b)			0	0	0	0	0	0	0	0	0	0	0	0	0	0	0	0	0
5.5. Ending balance	20.24		0	0	0	0	0	0	0	0	0	0	0	0	0	0	0	0	0
6. Advanced payments included in the valuation	CP		0	0	0	0	0	0	0	0	0	0	0	0	0	0	0	0	0
7. Amount of borrowing costs capitalised	23.26.a		0	0	0	0	0	0	0	0	0	0	0	0	0	0	0	0	0
8. Finance leases																			
8.1. Property, plant and equipment under finance leases, net	17.31.a	IFRS	0	0	0	0	0	0	0	0	0	0	0	0	0	0	0	0	0
8.2. Amount of property, plant and equipment acquired under finance lease	7.44.a, 7.43		0	0	0	0	0	0	0	0	0	0	0	0	0	0	0	0	0
8.3. Description of acquisition of assets by assuming directly related liabilities or by means of lease	7.44 (a)		0	0	0	0	0	0	0	0	0	0	0	0	0	0	0	0	0
9. Mortgages and other securities	16.74.a																		
9.1. Amount of property, plant and equipment mortgaged	16.74.a		0	0	0	0	0	0	0	0	0	0	0	0	0	0	0	0	0
9.2. Amount of property, plant and equipment pledged as security	16.74.a		0	0	0	0	0	0	0	0	0	0	0	0	0	0	0	0	0

Extended Standard Format based on IFRS taxonomy

COUNTRY OF INCORPORATION:
 0
 NAME OF REPORTING ENTITY:
 0

INVESTMENT PROPERTY NOTE

		MEASUREMENT AT FAIR VALUE						MEASUREMENT AT COST							
		Land and buildings						Land and buildings							
						Other investment property	Investment property under construction or development					Other investment property	Investment property under construction or development	TOTAL at cost IFRS	
IFRS Paragraph	XBRL Taxonomy	CBSO code	Total	Land	Buildings	Other investment property	Investment property under construction or development	TOTAL at fair value IFRS	CBSO code	Total	Land	Buildings	Other investment property	Investment property under construction or development	TOTAL at cost IFRS
I. MOVEMENTS IN INVESTMENT PROPERTY															
40.76, 40.79															
1. Investment property, net, beginning balance															
40.76, 40.79.c	IFRS		0					0		0	0	0	0	0	0
1.1. Gross amount															
40.79.c	IFRS														
1.2. (-) Accumulated depreciation and impairment losses of which, (-) accumulated impairment losses															
40.79.c	IFRS														
2. Additions															
40.76.a, 40.79.d.i	IFRS		0					0							0
3. Changes in scope of consolidation															
CP, 40.76.c, 40.76.j	CBSO-RF		0	0	0	0	0	0		0	0	0	0	0	0
3.1. Acquisitions through business combinations															
40.76.b, 40.79.d.j	IFRS		0												
3.2. (-) Disposals through business divestiture															
CP, 40.76.c	IFRS		0												
4. (-) Retirements and disposals															
40.76.c, 40.79.d.iii	CBSO-RF		0												
5. Gain (loss) on fair value adjustments															
40.76.d	IFRS		0												
6. (-) Depreciation expense															
40.79.d.iv	IFRS		0												
7. (-) Impairment loss (reversal) recognised															
40.79.d.v	CBSO-RF		0												
7.1. (-) Impairment loss recognised in income statement															
40.79.d.v	IFRS		0												
7.2. Impairment reversal recognised in income statement															
40.79.d.v	IFRS		0												
8. Foreign currency exchange increase (decrease)															
40.76.a, 40.79.d.vi	IFRS		0												
9. Transfers from (to) other items															
40.76.i, 40.79.d.vii	CBSO-RF		0	0	0	0	0	0		0	0	0	0	0	0
9.1. Transfers from (to) inventories															
40.76.i, 40.79.d.vii	IFRS		0												
9.2. Transfers from (to) owner occupied property															
40.76.i, 40.79.d.vii	IFRS		0												
9.3. Transfers from (to) assets and disposal groups held for sale															
40.79.d.iii, 40.76.c	IFRS		0												
9.4. Other transfers															
40.76.g, 40.79.d.viii	IFRS		0												
10. Remaining movements in investment property															
40.76.g, 40.79.d.viii	CBSO-RF		0	0	0	0	0	0		0	0	0	0	0	0
10.1. Capitalised subsequent expenditure															
40.76.a, 40.79.d.i	IFRS		0												
10.2. Other increase (decrease) (a)															
40.76.g, 40.79.d.viii	IFRS		0												
11. Investment property, net, ending balance															
40.76, 40.79.d	IFRS		0	0	0	0	0	0		0	0	0	0	0	0
11.1. Gross amount															
40.79.c	IFRS														
11.2. (-) Accumulated depreciation and impairment losses of which, (-) accumulated impairment losses															
40.79.c	IFRS														

Version 2016

		Land and buildings						Investment property under construction or development							
IFRS Paragraph	XBRL Taxonomy	CBSO code	Total	Land	Buildings	Other investment property	Investment property under construction or development	TOTAL IFRS	CBSO code	Total	Land	Buildings	Other investment property	Investment property under construction or development	TOTAL IFRS
II. OTHER INFORMATION															
1. Fair value of investment property valued at cost, for which fair value can be reliably determined (b)															
40			0					0							0
2. Advanced payments included in the valuation															
CP			0					0							0
40.75.f															
3. Income and expenses from investment property															
3.1. Amount of direct operating expenses from investment property generating rental income															
40.75.f.ii	IFRS														
3.2. Amount of direct operating expenses from investment property not generating rental income															
40.75.f.iii	IFRS														
4. Recoverable amount of assets or cash-generating unit															
36.130.e															
5. Discount rate used in current measurement of fair value less costs of disposal															
36.130.f.iii	IFRS														
6. Discount rate used in previous measurement of fair value less costs of disposal															
36.130.f.iii	IFRS														
7. At cost in accordance with IFRS 16 within Fair Value Model															
7.1. Description of investment property, at cost or in accordance with IFRS 16 within Fair Value Model															
IAS 40.78 (a)	IFRS														
7.2. Explanation of why Fair Value cannot be reliably measured for investment property, at cost or in accordance with IFRS 16 within Fair Value Model															
IAS 40.78 (b)	IFRS														
7.3. Range of Estimates within which fair value is likely to lie for investment property, at cost or in accordance with IFRS 16 within Fair Value Model															
IAS 40.78 (c)	IFRS														
7.4. Explanation of disposal of investment property carried at cost or in accordance with IFRS 16 within Fair Value Model															
IAS 40.78 (d)	IFRS														
7.5. Explanation of disposal of investment property carried at cost or in accordance with IFRS 16 within Fair Value Model															
IAS 40.78 (d)(i)	IFRS														
7.6. Investment Property carried at cost or in accordance with IFRS 16 within Fair Value Model, at time of sale															
IAS 40.78 (d)(ii)	IFRS														
7.7. Gain (Losses) on disposals of investment property carried at cost or in accordance with IFRS 16 within Fair Value Model, at time of sale															
IAS 40.78 (d)(iii)	IFRS														

(a) Please detail the content of this cell when significant:

(b) These lines must only be fulfilled when investment property is carried at cost.

[Back to contents](#)

[Back to top](#)

Extended Standard Format based on IFRS taxonomy

COUNTRY OF INCORPORATION:
0

NAME OF REPORTING ENTITY:
0

INTANGIBLE ASSETS NOTE

Thousands EUR

	IFRS Paragraph	XBRL Taxonomy	CBSO code	Goodwill IFRS	Develop-ment costs IFRS	Computer software IFRS	Copyrights, patents and other industrial property rights, IFRS	Remaining intangible assets			TOTAL CBSO-RF
								Total CBSO-RF	Exploration and evaluation assets IFRS	Assets arising from service concession arrangements	
I. MOVEMENTS IN INTANGIBLE ASSETS AND GOODWILL											
38, IFRS 3											
1. Intangible assets and goodwill, net, beginning balance	38.118.c, IFRS	IFRS		0	0	0	0	0	0	0	0
1.1. Gross amount	38.118.c, IFRS	IFRS						0			0
1.2. (-) Accumulated depreciation and impairment losses of which, (-) accumulated impairment losses	38.118.c, IFRS	IFRS						0			0
2. Additions from internal and external development	38.118.e.i	IFRS		0	0	0	0	0	0	0	0
2.1. Additions from internal development	38.118.e.i							0			0
2.2. Additions	38.118.e.i							0			0
3. Additional goodwill recognised	IFRS 3.B67.d	IFRS									0
4. Changes in scope of consolidation	38.118.e.i, CP	CBSO-RF			0	0	0	0	0	0	0
4.1. Acquisitions through business combinations	38.118.e.i	IFRS						0			0
4.2. (-) Disposals through business divestiture	CP							0			0
5. (-) Retirements and disposals	38.118.e.ii	CBSO-RF						0			0
6. (-) Goodwill derecognised on disposal of business	IFRS 3.B67.d	CBSO-RF						0			0
7. (-) Amortisation	38.118.e.vi	IFRS						0			0
8. Revaluation increase (decrease)	38.118.e.iii	IFRS			0	0	0	0	0	0	0
8.1. Revaluation increase (decrease) recognised in equity	38.118.e.iii							0			0
8.2. Revaluation increase (decrease) recognised in income statement	38.118.e.iii							0			0
9. (-) Impairment loss (reversal) recognised	38.118.e.iv, 3l	CBSO-RF		0	0	0	0	0	0	0	0
9.1. (-) Impairment loss recognised in income statement	38.118.e.iv, IF	IFRS						0			0
9.2. Impairment reversal recognised in income statement	38.118.e.v	IFRS						0			0
9.3. (-) Impairment loss recognised in equity	38.118.e.iii	IFRS						0			0
9.4. Impairment reversal recognised in equity	38.118.e.iii	IFRS						0			0
10. Foreign currency exchange increase (decrease)	38.118.e.vii, II	IFRS						0			0
11. Transfers from (to) other items	CP							0			0
11.1. Transfers from (to) non-current assets and disposal groups held f	38.118.e.ii	IFRS		0	0	0	0	0	0	0	0
11.2. Other transfers								0			0
12. Remaining movements in intangible assets and goodwill	38.118.e.viii, I	CBSO-RF		0	0	0	0	0	0	0	0
12.1. Adjustments from subsequent recognition of deferred tax assets	3.B67.d.iii	IFRS									0
12.2. Other increase (decrease) (a)	38.118.e.viii,							0			0
13. Intangible assets and goodwill, net, ending balance	38.118.c, IFRS	IFRS		0	0	0	0	0	0	0	0
13.1. Gross amount	38.118.c, IFRS	IFRS						0			0
13.2. (-) Accumulated depreciation and impairment losses of which, (-) accumulated impairment losses	38.118.c, IFRS	IFRS						0			0
	38.118.c, IFRS 3.B67.d							0			0
II. OTHER INFORMATION											
1. Carrying amount of internally generated intangible assets, net	38.118.e.i	IFRS						0			0
2. Advanced payments included in the valuation	CP							0			0
3. Government grants											
3.1. Beginning balance	20.24										0
3.2. Amounts attributed during the period											0
3.3. (-) Amortisation in the income statement											0
3.4. Other movements (b)											0
3.5. Ending balance	20.24										0
4. Intangible assets acquired by way of government grants and initially recognised at fair value											
4.1. Fair value initially recognised, intangible assets acquired by way	38.122.c.i							0			0
4.2. Carrying amount, intangible assets acquired by way of	38.122.c.ii							0			0
5. Amount of borrowing costs capitalised											
5.1. Beginning balance	23.26.a							0			0
6. Mortgages and other securities											
6.1. Carrying amount of identifiable intangible assets mortgaged	38.122.d							0			0
6.2. Carrying amount of identifiable intangible assets pledged as secur	38.122.d							0			0

(a) Please detail the content of this cell when significant:
(b) Please detail the content of this cell when significant:

Version 2016

Extended Standard Format based on IFRS taxonomy

COUNTRY OF INCORPORATION:
0

NAME OF REPORTING ENTITY:
0

BIOLOGICAL ASSETS NOTE

			Thousands EUR							
			MEASUREMENT AT FAIR VALUE				MEASUREMENT AT COST			
	IFRS paragraph	XBRL Taxonomy	CBSO code	Biological assets	Agricultural produce at the point of harvest	TOTAL at fair value IFRS	CBSO code	Biological assets	Agricultural produce at the point of harvest	TOTAL at cost (c) IFRS
I. MOVEMENTS IN BIOLOGICAL ASSETS	41.50, 41.54									
1. Biological assets, beginning balance	41.50, 1.68.f	IFRS				0		0		0
1.1. Gross amount	41.54.f	IFRS				0				0
1.2. (-) Accumulated depreciation and impairment losses of which, (-) accumulated impairment losses	41.54.f	IFRS				0				0
2. Additions through purchase	41.50.b, 41.5	IFRS				0				0
3. Changes in scope of consolidation	41.50.e, 41.5	CBSO-RF		0	0	0		0	0	0
3.1. Acquisitions through business combinations	41.50.e, 41.5	IFRS				0				0
3.2. (-) Disposals through business divestiture	CP					0				0
4. (-) Decreases through sales	41.50.c, 41.5	IFRS				0				0
5. Gain (loss) arising on changes in fair value less costs to sell	41.50.a	IFRS				0				0
6. (-) Depreciation	41.55.c	IFRS				0				0
7. (-) Impairment loss (reversal) recognised	41.55.a, 41.5	CBSO-RF				0		0	0	0
7.1. (-) Impairment losses	41.55.a	IFRS				0				0
7.2. Impairment reversals	41.55.b	IFRS				0				0
8. Foreign currency exchange increase (decrease)	41.50.f, 41.5	IFRS				0				0
9. Transfers from (to) other items	CP	CBSO-RF		0	0	0		0	0	0
9.1. Transfers from (to) non-current assets held for sale	41.50.c, 41.5	IFRS				0				0
9.2. Other transfers						0				0
10. Remaining movements in biological assets	41.50.d, 41.5	CBSO-RF		0	0	0		0	0	0
10.1. (-) Decreases due to harvest	41.50.d, 41.5	IFRS				0				0
10.2. Other increase (decrease) (a)	41.50.g, 41.55					0				0
11. Biological assets, ending balance	41.50, 41.54	IFRS		0	0	0		0	0	0
11.1. Gross amount	41.54.f	IFRS				0				0
11.2. (-) Accumulated depreciation and impairment losses of which, (-) accumulated impairment losses	41.54.f	IFRS				0				0

Version 2016

	IFRS paragraph	XBRL Taxonomy	CBSO code	Thousands EUR		TOTAL IFRS
				Biological assets	Agricultural produce at the point of harvest	
II. OTHER INFORMATION						
1. Carrying amount of biological assets with restricted title	41.49.a					
2. Carrying amount of biological assets pledged as security	41.49.a					
3. Amount of commitments for development or acquisition of biological assets	41.49.b					
4. Aggregate gain (loss) on initial recognition of biological assets or of agricultural produce	41.40	IFRS				0
5. Aggregate gain (loss) from change in net fair value of biological asse	41.40	IFRS				0
6. Net fair value of agricultural produce harvested	41.48					
7. Government grants (only if biological assets accounted for at cost)						
7.1. Beginning balance	20.24					
7.2. Amounts attributed during the period						
7.3. (-) Amortisation in the income statement						
7.4. Other movements (b)						
7.5. Ending balance	20.24					0
8. Advanced payments included in the valuation	CP					0
9. Amount of borrowing costs capitalised	23.26.a					0

(a) Please detail the content of this cell when significant:
 (b) Please detail the content of this cell when significant:
 (c) As required by IAS 41, those biological assets for which the fair value cannot be measured reliably must be carried at cost. Under these circumstances, the second body of the reconciliation must be filled in. Please keep in mind that the benchmark valuation is at fair value (IAS 41.12) and valuation at cost is only a residual resource.

Extended Standard Format based on IFRS taxonomy

COUNTRY OF INCORPORATION:

0

NAME OF REPORTING ENTITY:

0

FINANCIAL ASSETS NOTE (1)

Thousands EUR

IFRS Paragraph	XBRL Taxonomy	CBSO code	Investments in related parties	Securities	Loans	Loans to related parties	Trade receivables	Derivatives (assets)	Remaining financial assets	TOTAL (Financial assets)	Borrowings	Trade payables	Derivatives (liabilities)	Remaining financial liabilities	TOTAL (Financial liabilities)
I. MOVEMENTS IN FINANCIAL INSTRUMENTS AT FAIR VALUE THROUGH PROFIT OR LOSS UPON INITIAL RECOGNITION															
1. Financial instruments at fair value through profit or loss upon initial recognition or subsequently, beginning balance	IFRS 7.8.a, IFRS 7.8.e									0					0
2. Additions										0					0
3. Changes in scope of consolidation										0					0
4. (-) Retirements and disposals										0					0
5. Fair value gains (losses)	IFRS 7.20.a.i									0					0
6. Foreign currency exchange increase (decrease)										0					0
7. Transfers from (to) other items										0					0
8. Remaining movements in financial instruments at fair value through profit or loss upon initial recognition										0					0
9. Financial instruments at fair value through profit or loss upon initial recognition or subsequently, ending balance	IFRS 7.8.a, IFRS 7.8.e			0	0	0	0	0	0	0	0	0	0	0	0
II. MOVEMENTS IN FINANCIAL ASSETS MANDATORILY AT FAIR VALUE THROUGH PROFIT AND IN FINANCIAL LIABILITIES HELD FOR TRADING															
1. Financial assets mandatorily at fair value through profit or loss and in financial liabilities held for trading, beginning balance	IFRS 7.8.a, IFRS 7.8.e									0					0
2. Additions										0					0
3. Changes in scope of consolidation										0					0
4. (-) Retirements and disposals										0					0
5. Fair value gains (losses)	IFRS 7.20.a.i									0					0
6. Share of profit (loss) of equity-accounted investments in related parties	IAS 28.38									0					0
7. Foreign currency exchange increase (decrease)										0					0
8. Transfers from (to) other items										0					0
9. Remaining movements in financial assets mandatorily at fair value through profit or loss and in financial liabilities held for trading										0					0
10. Financial assets mandatorily at fair value through profit or loss and in financial liabilities held for trading, ending balance	IFRS 7.8.a, IFRS 7.8.e		0	0	0	0	0	0	0	0	0	0	0	0	0
III. MOVEMENTS IN FINANCIAL INSTRUMENTS AT AMORTISED COST															
1. Financial instruments at amortised cost, beginning balance	IFRS 7.8.f, IFRS 7.8.g									0					0
2. Additions										0					0
3. Changes in scope of consolidation										0					0
4. (-) Retirements and disposals										0					0
5. (-) Impairment loss (reversal) recognised										0					0
6. Share of profit (loss) of equity-accounted investments in related parties	IAS 28.38									0					0
7. Foreign currency exchange increase (decrease)										0					0
8. Transfers from (to) other items										0					0
9. Remaining movements in financial instruments at amortised cost										0					0
10. Financial instrument at amortised cost, ending balance	IFRS 7.8.f, IFRS 7.8.g		0	0	0	0	0	0	0	0	0	0	0	0	0
IV. MOVEMENTS IN FINANCIAL ASSETS AT FAIR VALUE THROUGH OTHER COMPREHENSIVE INCOME															
1. Financial assets at fair value through other comprehensive income, beginning balance	IFRS 7.8.h									0					0
2. Additions										0					0
3. Changes in scope of consolidation										0					0
4. (-) Retirements and disposals										0					0
5. Fair value gains (losses)	IFRS 7.20.a.i									0					0
6. Foreign currency exchange increase (decrease)										0					0
7. Transfers from (to) other items										0					0
8. Remaining movements in financial assets at fair value through other comprehensive income										0					0
9. Financial assets at fair value through other comprehensive income, ending balance	IFRS 7.8.h			0	0	0	0	0	0	0					0

Version 2016

[Back to contents](#)

[Back to top](#)

Extended Standard Format based on IFRS taxonomy

COUNTRY OF INCORPORATION:

0

NAME OF REPORTING ENTITY:

0

FINANCIAL ASSETS NOTE (2)

Thousands EUR

	IFRS Paragraph	XBRL Taxonomy	CBSO code	Investments in related parties	Securities	Loans	Loans to related parties	Trade receivables	Derivatives (assets)	Remaining financial assets	TOTAL (Financial assets)	Borrowings	Trade payables	Derivatives (liabilities)	Remaining financial liabilities	TOTAL (Financial liabilities)
I. NET GAINS (LOSSES) ON FINANCIAL INSTRUMENTS																
1. Gains (losses) on financial assets mandatorily measured at fair value	IFRS 7.20.a.i	IFRS									0					
2. Gains (losses) on financial assets at fair value upon initial recognition	IFRS 7.20.a.i	IFRS									0					
3. Gains (losses) on financial liabilities held for trading	IFRS 7.20.a.i	IFRS														0
4. Gains (losses) on financial liabilities at fair value upon initial recognition	IFRS 7.20.a.i	IFRS														0
5. Gains (losses) on financial assets and liabilities at amortised cost	IFRS 7.20.a.v, IFRS 7.20.a.vi	IFRS									0					0
6. Gains (losses) on financial assets at fair value through other comprehensive income	IFRS 7.20.a.viii	IFRS									0					0
II. INTEREST REVENUE AND INTERESE EXPENSE																
1. Interest expense for financial liabilities not at fair value through profit or loss	IFRS 7.20.b	IFRS														
2. Interest revenue for financial assets measured at amortised cost	IFRS 7.20.b	IFRS														
3. Interest revenue for financial assets measured at fair value through other comprehensive income	IFRS 7.20.b	IFRS														
III. FAIR VALUE MEASUREMENTS CLASSIFIED BY LEVELS																
1. Fair value measurements classified in level 1	IFRS 13.93.b	IFRS									0					0
2. Fair value measurements classified in level 2	IFRS 13.93.b	IFRS									0					0
3. Fair value measurements classified in level 3	IFRS 13.93.b	IFRS									0					0
IV. TRANSFERS BETWEEN LEVELS 1 AND 2																
1. Transfers from level 1 to level 2	IFRS 13.93.c	IFRS									0					0
2. Transfers from level 2 to level 1	IFRS 13.93.c	IFRS									0					0
V. FAIR VALUE MEASUREMENTS WITHIN LEVEL 3																
1. Fair value measurements in Level 3, beginning balance	IFRS 13.93.e										0					0
2. Gains (losses) recognised in profit or loss	IFRS 13.93.e.i	IFRS									0					0
3. Gains (losses) recognised in other comprehensive income	IFRS 13.93.e.ii	IFRS									0					0
4. Purchases	IFRS 13.93.e.iii	IFRS									0					0
5. (-) Sales	IFRS 13.93.e.iii	IFRS									0					0
6. Issues	IFRS 13.93.e.iii	IFRS									0					0
7. (-) Settlements	IFRS 13.93.e.iii	IFRS									0					0
8. Transfers into Level 3	IFRS 13.93.e.iv	IFRS									0					0
9. (-) Transfers out of Level 3	IFRS 13.93.e.iv	IFRS									0					0
10. Fair value measurements in Level 3, ending balance	IFRS 13.93.e					0	0	0	0	0	0	0	0	0	0	0
VI. Increase (decrease) in fair value measurement due to change in one or more unobservable inputs to reflect reasonably possible alternative assumptions																
	IFRS 13.93.h.ii	IFRS									0					0
VII. Gains (losses) recognised in profit or loss attributable to change in unrealised gains or losses for assets held at end of period																
	IFRS 13.93.f	IFRS									0					0

[Back to contents](#)

[Back to top](#)

Version 2016

Extended Standard Format based on IFRS taxonomy

Version 2016

COUNTRY OF INCORPORATION:
0

NAME OF REPORTING ENTITY:
0

FINANCIAL ASSETS NOTE (3)

Thousands EUR
Period

IFRS XBRL
Paragraph Taxonomy CBSO code Current Previous

RECLASSIFICATIONS DUE TO A CHANGE IN BUSINESS MODEL

	<u>IFRS</u> <u>Paragraph</u>	<u>XBRL</u> <u>Taxonomy</u>	<u>CBSO code</u>	<u>Current</u>	<u>Previous</u>
1. Reclassification of financial assets out of measured at amortised cost into measured at fair value through profit or loss	IFRS 7.12B.c	IFRS			
2. Reclassification of financial assets out of measured at fair value through profit or loss into measured at amortised cost	IFRS 7.12B.c	IFRS			
3. Reclassification of financial assets out of measured at amortised cost into measured at fair value through other comprehensive income	IFRS 7.12B.c	IFRS			
4. Reclassification of financial assets out of measured at fair value through other comprehensive income into measured at amortised cost	IFRS 7.12B.c	IFRS			
5. Reclassification of financial assets out of measured at fair value through other comprehensive income into measured at fair value through profit or loss	IFRS 7.12B.c	IFRS			
6. Reclassification of financial assets out of measured at fair value through profit or loss into measured at fair value through other comprehensive income	IFRS 7.12B.c	IFRS			
7. Interest revenue recognised for assets reclassified out of fair value through profit or loss category into amortised cost or fair value through other comprehensive income category	IFRS 7.12C.b	IFRS			
8. Fair value of financial assets reclassified out of fair value through profit or loss category into amortised cost or fair value through other comprehensive income category	IFRS 7.12D.a	IFRS			
9. Fair value of financial assets reclassified out of fair value through other comprehensive income category into amortised cost category	IFRS 7.12D.a	IFRS			
10. Fair value gains (losses) which would had been recognised in profit or loss if financial assets reclassified at amortised cost had not been reclassified	IFRS 7.12D.b	IFRS			
11. Fair value gain (loss) that would have been recognised in other comprehensive income if financial assets had not been reclassified	IFRS 7.12D.b	IFRS			
12. Financial assets pledged as collateral for liabilities or contingent liabilities	IFRS 7.14.a	IFRS			

[Back to contents](#)

[Back to top](#)

Extended Standard Format based on IFRS taxonomy

COUNTRY OF INCORPORATION:

0

NAME OF REPORTING ENTITY:

0

CURRENT ASSETS NOTE

Thousands EUR
Period

	IFRS Paragraph	XBRL Taxonomy	CBSO code	Current	Previous
I. INVENTORIES, NET AMOUNT (1 + 2) (from statement of financial position)	1.54.g	IFRS		0	0
1. Gross carrying amounts of inventories				0	0
1.1. Raw materials					
1.2. Merchandise					
1.3. Production supplies					
1.4. Work in progress					
1.5. Finished goods					
1.6. Other inventories					
2. (-) Amount of inventory write-down, net of reversals	2.36.e			0	0
2.1. (-) Raw materials					
2.2. (-) Merchandise					
2.3. (-) Production supplies					
2.4. (-) Work in progress					
2.5. (-) Finished goods					
2.6. (-) Other inventories					
3. Other information					
3.1. Inventories at fair value less costs to sell	2.36.c	IFRS			
3.2. Amount of reversal of inventory write down	2.36.f	IFRS			
II. CONSTRUCTION CONTRACTS	11				
1. Amount due from (to) customers under construction contracts, net	11.42			0	0
1.1. Amount due from customers under construction contracts	11.42.a	IFRS			
1.2. (-) Amount due to customers under construction contracts	11.42.b	IFRS			
2. Amount of contract costs incurred and recognised profits less losses	11.40.a	IFRS			
3. Amount of advances received on construction contracts	11.40.b	IFRS			
4. Amount of retention on construction contracts	11.40.c	IFRS			
III. AMOUNT OF BARTER TRANSACTION REVENUE, TOTAL	18.35.c	IFRS			
IV. CASH AND CASH EQUIVALENTS (b)	1.54.i	IFRS		0	0
1. Cash at hand	7.45	IFRS			
2. Bank balances	7.45	IFRS			
3. Short-term deposits	7.45	IFRS			
4. Other cash and cash equivalents (a)	7.45				
V. TRADE AND OTHER RECEIVABLES	1.54.h				
1. Trade receivables, net, total	1.54.h, 1.78.b			0	0
1.1. Trade receivables, gross, total	1.54.h				
1.2. (-) Trade receivables, allowance for bad and doubtful debts, total	CP				
2. Finance lease receivables, net, total	17.47	IFRS		0	0
2.1. Finance lease receivables, gross, total	17.47				
2.2. (-) Accumulated allowance for uncollectible minimum lease payments receivable, total	17.47.d				
3. Other receivables, net, total	1.55, 1.62			0	0
3.1. Advanced receivables	1.78.b			0	0
3.1.1. On inventories					
3.1.2. Other operating advances					
3.2. Other receivables with Public Administrations					
3.3. Other operating receivables, gross					
3.4. (-) Other receivables, allowance for bad and doubtful debts, total	CP				

(a) Detail the content when the amount is significant:

(b) As defined by IAS 7.6

[Back to contents](#)[Back to top](#)

Version 2016

Standard format based on IFRS taxonomy

COUNTRY OF INCORPORATION:

0

NAME OF REPORTING ENTITY:

0

DISCLOSURE OF LEASES (LESEE) (a)

				Thousands		EUR			
(a) In accordance with IFRS 16.4 This disclosure might not be applicable for intangible assets		IFRS Paragraph	XBRL Taxonomy	CBSO code	Land and buildings	Remaining property, plant and equipment	Intangible Assets	TOTAL	
Presentation of leases for lessee		IFRS 16.47	IFRS						
Right-of-use assets that do not meet definition of investment property		IFRS 16.47 (a)							0
Description of line items in statement of financial position which include right-of-use assets		IFRS 16.47 (a)(i)							0
Lease Liabilities		IFRS 16.47 (b)							
Current Lease liabilities ^(a)		IFRS 16.47 (b)							0
Non-current Lease liabilities ^(a)		IFRS 16.47 (b)							0
Total Lease liabilities		IFRS 16.47 (b)			0	0	0		0
Description of line items in statement of financial position which include lease liabilities		IFRS 16.47 (b)							0
(b) Breakdown not required by the Standard		IFRS 16.47 (b)							

DISCLOSURE OF QUANTITATIVE INFORMATION ABOUT LEASES (LESEE)

				Thousands		EUR			
Disclosure of Quantitative Information (Lessee)		IFRS Paragraph	XBRL Taxonomy	CBSO code	Land and buildings	Remaining property, plant and equipment	Intangible Assets	TOTAL	
Interest Expense on Lease Liabilities		16.53 (b)	IFRS						0
Expense relating to short term leases for which recognition exemption has been used (c)		16.53 (c)							0
Expense relating to leases of low-value assets for which recognition exemption has been used (c)		16.53 (d)							0
Expense relating to variable lease payments not included in measurement of lease liabilities (c)		16.53 (e)							0
Income from subleasing right of use assets ^(a)		16.53 (f)							0
Cash Outflow for leases		16.53 (g)							0
Additions to right of use assets ^(a)		16.53 (h)							0
Gains (Losses) arising from sale and leaseback transactions		16.53 (i)							0
Lease commitments for short term leases for which recognition exemption was used		16.55							0
(a) IFRS 16.56 Entities could include information about Rights-of-Use the definition of Investment Properties.									
(b) As above.									
(c) Breakdown not required by standard									

DISCLOSURE OF ADDITIONAL INFORMATION ABOUT LEASING ACTIVITIES (LESEE)

		IFRS	XBRL	CBSO code		Current period			
Disclosure of additional Information about Leasing Activities (Lessee)		16.59, 16.60	IFRS						
Description of cross reference to disclosure about leases		16.52							
Disclosure of additional information about leasing activities for lessee		16.59							
Information about nature of leasing activities		16.59 (a)							
Information about potential exposure to future cash outflows not reflected in measurement of lease liability		16.59 (b)							
Information about lessee's exposure arising from variable lease payments		16.59 (b)(i)							
Information about lessee's exposure arising from extension options and termination options		16.59 (b)(ii)							
Information about lessee's exposure arising from residual value guarantees		16.59 (b)(iii)							
Information about lessee's exposure arising from leases not yet commenced to which lessee is committed		16.59 (b)(iv)							
Information about restrictions or covenants imposed by lessees on lessee		16.59 (c)							
Information about sale and leaseback transactions		16.59 (d)							
Statement that lessee accounts for short-term leases using recognition exemption		16.60							
Statement that lessee accounts for leases of low-value assets using recognition exemption		16.60							

DISCLOSURE OF QUANTITATIVE INFORMATION ABOUT RIGHT-OF-USE ASSETS

				Thousands		EUR			
Disclosure of Quantitative Information about Right-Of-Use Assets		IFRS Paragraph	XBRL Taxonomy	CBSO code	Land and buildings	Remaining property, plant and equipment	Intangible Assets	TOTAL	
Depreciation, right-of-use assets (a)		16.53(a)	IFRS						0
Right-of-use assets (b)		16.53(j)							0
Effective date of revaluation, right-of-use assets		16.57							
Explanation of involvement of independent valuer in revaluation, right-of-use assets		16.57							
Right-of-use assets, revalued assets, at cost		16.57							0
Right-of-use assets, revaluation surplus		16.57							0
Right-of-use assets, increase (decrease) in revaluation surplus		16.57							0
Description of restrictions on distribution of revaluation surplus to shareholders right-of-use assets		16.57							
(a) In accordance with paragraph 56 of IFRS 16, this information is not required for right-of-use assets that meet the definition of investment property. However, entities are not prohibited from including the information related to such assets in their disclosure. Consequently, a general line item (to line item not limited to right-of-use assets that do not meet the definition of investment property) has been added to the IFRS Taxonomy.									
(b) As above.									

TRANSITIONAL DISCLOSURES

		IFRS	PERCENTAGE (%)
Practical expedient chosen by entity when assessing whether contract is, or contains, lease at date of initial application of IFRS 16		IFRS 16.C4	
Weighted average lessee's incremental borrowing rate applied to lease liabilities recognised at date of initial application of IFRS 16		IFRS 16.C12(a)	
Explanation of difference between operating lease commitments disclosed applying IAS 17 and lease liabilities recognised at date of initial application of IFRS 16.C12(b)		IFRS 16.C13	
Statement that lessee uses practical expedients when applying IFRS 16 retrospectively to leases classified as operating leases applying IAS 17		IFRS 16.C13	

Version 2016

[Back to top](#)

Extended Standard Format based on IFRS taxonomy

COUNTRY OF INCORPORATION:

0

NAME OF REPORTING ENTITY:

0

HEDGING INSTRUMENTS AND RISK NOTE (ASSETS & LIABILITIES)

IFRS Paragraph	XBRL Taxonomy	CBSO code	Current period							Previous period							
			Thousands EUR							Thousands EUR							
			Equity derivatives	Interest rate derivatives	Currency derivatives	Credit derivatives	Other derivatives	Non-derivatives	Total	Equity derivatives	Interest rate derivatives	Currency derivatives	Credit derivatives	Other derivatives	Non-derivatives	Total	
I. HEDGING ASSETS AND LIABILITIES RECOGNISED IN STATEMENT OF FINANCIAL POSITION																	
1. Hedging assets, total	39.72		0	0	0	0	0	0	0	0	0	0	0	0	0	0	0
1.1. Hedging assets, non-current	1.54.d																
1.2. Hedging assets, current	1.54.d																
2. Hedging liabilities, total	39.72		0	0	0	0	0	0	0	0	0	0	0	0	0	0	0
2.1. Hedging liabilities, non-current	CP																
2.2. Hedging liabilities, current	CP																

IFRS Paragraph	IFRS	CBSO code	Current period				Previous period						
			Hedge of a net investment in a foreign operation				Hedge of a net investment in a foreign operation						
			Fair value hedge	Cash-flow hedge	Total IFRS	Total IFRS	Fair value hedge	Cash-flow hedge	Total IFRS	Total IFRS			
II. EFFECTIVENESS ARISING FROM HEDGING OPERATIONS													
1. Net amount arising from the hedging operation	IFRS 7.24, 39.86	IFRS	0	0	0	0	0	0	0	0	0	0	0
1.1. Gains (losses) from the hedged item	IFRS 7.24, 39.86												
1.2. Gains (losses) from the hedging instrument	IFRS 7.24, 39.86												

IFRS Paragraph	IFRS	CBSO code	Current period		Previous period	
			Fair value	Cash-flow	Fair value	Cash-flow
III. DISCLOSURES RELATING TO CREDIT RISK						
1. Aggregate amount of maximum potential loss from financial asset or other exposure to credit risk	IFRS 7.36.a	IFRS				
2. Description of the collateral held and other credit enhancements	IFRS 7.36.b	IFRS				
3. Carrying amount of renegotiated financial assets that would otherwise be past due or impaired	IFRS 7.36.d	IFRS				
4. Explanation of credit quality of financial assets and other credit exposures not past due or impaired	IFRS 7.36.c	IFRS				
5. Description of financial assets past due but not impaired	IFRS 7.37.a, IFRS 7.IG29.a					
6. Financial assets impaired at the reporting date	IFRS 7.37.b, IFRS 7.20					
7. Nature and carrying amount of assets obtained by taking possession of collateral	IFRS 7.38.a	IFRS				
IV. LIQUIDITY RISK						
1. Explanation of risk management practices for managing and controlling the liquidity risk	IFRS 7.39.c	IFRS				
2. Maturity analysis for non-derivative financial liabilities (a)	IFRS 7.39.a					
Gross lease liabilities	IFRS 16.58, IFRS 7.B11D(a)					
Bank borrowings, undiscounted cash flows	IFRS 7.IG31A					
Trade and other payables, undiscounted cash flows	IFRS 7.IG31A					
Bonds issued, undiscounted cash flows	IFRS 7.IG31A					
3. Maturity analysis for derivative financial liabilities (a)	IFRS 7.39.b					
V. MARKET RISK						
1. Sensitivity analysis for each type of risk to which the entity is exposed at the reporting date	IFRS 7.40.a	IFRS				
2. Changes in profit or loss and in equity arising from changes in relevant risk variables	IFRS 7.40.a					
3. Explanation of methods and assumptions used in preparing sensitivity analysis of other market risk	IFRS 7.40.b	IFRS				

(a) A quantitative risk assessment related to information herein provided can be found in point III of the Borrowings and payables note.

Version 2016

[Back to contents](#)

[Back to top](#)

Previous period (*)

Market risk

Credit risk

Liquidity risk

Currency risk

IFRS XBRL CBSO
Paragraph Taxonomy code

<= 3 months	> 3 months	> 1 year	> 3 years
<= 3 months	<= 1 year	<= 3 years	<= 5 years
IFRS	IFRS	IFRS	IFRS

<= 3 months	> 3 months	> 1 year	> 3 years
<= 3 months	<= 1 year	<= 3 years	<= 5 years
IFRS	IFRS	IFRS	IFRS

<= 3 months	> 3 months	> 1 year	> 3 years
<= 3 months	<= 1 year	<= 3 years	<= 5 years
IFRS	IFRS	IFRS	IFRS

I.II. Disclosure of information about terms and conditions of hedging instruments and how they affect future cash flows, previous period

7.24A d,
7.23B a

1. Nominal amount of hedging instrument

7.23B b

2. Average price of hedging instrument

7.23B b

3. Average rate of hedging instrument (tentative maturity time bands)

Previous period (*)

Market risk

Other price risk

IFRS XBRL CBSO
Paragraph Taxonomy code

<= 3 months	> 3 months	> 1 year	> 3 years
<= 3 months	<= 1 year	<= 3 years	<= 5 years
IFRS	IFRS	IFRS	IFRS

<= 3 months	> 3 months	> 1 year	> 3 years
<= 3 months	<= 1 year	<= 3 years	<= 5 years
IFRS	IFRS	IFRS	IFRS

I.II. Disclosure of information about terms and conditions of hedging instruments and how they affect future cash flows, previous period

7.24A d,
7.23B a

1. Nominal amount of hedging instrument

7.23B b

2. Average price of hedging instrument

7.23B b

3. Average rate of hedging instrument (tentative maturity time bands)

			Current period			
			Market risk			
			Other price risk			
	IFRS Paragraph	XBRL Taxonomy	CBSO code	Fair value hedges IFRS	Cash flow hedges IFRS	net investment in foreign operations IFRS
II.1. Disclosure of detailed information about hedging instruments, current period						
1. Hedging instrument, assets	7.24A a	IFRS				
Hedging Instrument 1						
. Underlying Asset						
. Measurement Unit						
. Maturity						
. Number of contracts						
. Currency						
.						
Hedging Instrument 2 (If necessary, same characteristics as former instrument)						
2. Hedging instrument, liabilities	7.24A a	IFRS				
Hedging Instrument 1						
. Underlying Asset						
. Measurement Unit						
. Maturity						
. Number of contracts						
. Currency						
.						
Hedging Instrument 2 (If necessary, same characteristics as former instrument)						
3. Description of line item in statement of financial position that includes hedging instrument	7.24A b	IFRS				
3. Gain (loss) on change in fair value of hedging instrument used as basis for recognising hedge ineffectiveness	7.24A c	IFRS				
4. Gain (loss) on change in fair value of hedging instrument used as basis for recognising hedge ineffectiveness	7.24A c	IFRS				
4. Nominal amount of hedging instrument	7.24A d, 7.23B a	IFRS				
5. Nominal amount of hedging instrument	7.24A d, 7.23B a	IFRS				

	IFRS Paragraph	XBRL Taxonomy	Previous period		
			Market risk		
			Other price risk		net investment in foreign operations
			CBSO code	Fair value hedges	
			IFRS	IFRS	IFRS
II.II. Disclosure of detailed information about hedging instruments, previous period					
1. Hedging instrument, assets	7.24A a	IFRS			
Hedging Instrument 1					
. Underlying Asset					
. Measurement Unit					
. Maturity					
. Number of contracts					
. Currency					
.....					
Hedging Instrument 2 (If necessary, same characteristics as former instrument)					
2. Hedging instrument, liabilities	7.24A a	IFRS			
Hedging Instrument 1					
. Underlying Asset					
. Measurement Unit					
. Maturity					
. Number of contracts					
. Currency					
.....					
Hedging Instrument 2 (If necessary, same characteristics as former instrument)					
3. Description of line item in statement of financial position that includes hedging instrument	7.24A b	IFRS			
3. Gain (loss) on change in fair value of hedging instrument used as basis for recognising hedge ineffectiveness	7.24A e	IFRS			
4. Gain (loss) on change in fair value of hedging instrument used as basis for recognising hedge ineffectiveness	7.24A c	IFRS			
	7.24A d, -				
4. Nominal amount of hedging instrument	7.23B a	IFRS			
	7.24A d,				
5. Nominal amount of hedging instrument	7.23B a	IFRS			

			Current period			
			Market risk			
			Other price risk			
			Hedges of net investment in foreign operations			
IFRS Paragraph	XBRL Taxonomy	CBSO code	Fair value hedges	Cash flow hedges	IFRS	IFRS
III. Disclosure of detailed information about hedges items, current period						
1. Hedged item, assets	7.24B a (i)	IFRS				
2. Hedged item, liabilities	7.24B a (i)	IFRS				
3. Accumulated fair value hedge adjustment on hedged item included in carrying amount, assets	7.24B a (ii)	IFRS				
4. Accumulated fair value hedge adjustment on hedged item included in carrying amount, liabilities	7.24B a (ii)	IFRS				
5. Gain (loss) on change in fair value of hedged item used as basis for recognising hedge ineffectiveness	7.24B a (iv), 7.24B b (i)	IFRS				
6. Accumulated fair value hedge adjustment remaining in statement of financial position for hedged item that ceased to be adjusted for hedging gains and losses, assets	7.24B a (v)	IFRS				
7. Accumulated fair value hedge adjustment remaining in statement of financial position for hedged item that ceased to be adjusted for hedging gains and losses, liabilities	7.24B a (v)	IFRS				
8. Reserve of cash flow hedges, continuing hedges	7.24B b (ii)	IFRS				
9. Reserve of exchange differences on translation, continuing hedges	7.24B b (ii)	IFRS				
10. Reserve of cash flow hedges, hedging relationships for which hedge accounting is no longer applied	7.24B b (iii)	IFRS				
11. Reserve of exchange differences on translation, hedging relationships for which hedge accounting is no longer applied	7.24B b (iii)	IFRS				

			<u>Previous period</u>			
			<u>Market risk</u>			
			<u>Other price risk</u>			
	<u>IFRS</u>	<u>XBRL</u>	<u>CBSO</u>	<u>Fair value</u>	<u>Cash flow</u>	<u>Hedges of</u>
<u>Paragraph</u>	<u>Taxonomy</u>	<u>code</u>	<u>hedges</u>	<u>hedges</u>	<u>in foreign</u>	<u>investment</u>
			<u>IFRS</u>	<u>IFRS</u>	<u>operations</u>	<u>IFRS</u>
III.II. Disclosure of detailed information about hedges items, previous period						
1. Hedged item, assets	7.24B a (i)	IFRS				
2. Hedged item, liabilities	7.24B a (i)	IFRS				
3. Accumulated fair value hedge adjustment on hedged item included in carrying amount, assets	7.24B a (ii)	IFRS				
4. Accumulated fair value hedge adjustment on hedged item included in carrying amount, liabilities	7.24B a (ii)	IFRS				
5. Gain (loss) on change in fair value of hedged item used as basis for recognising hedge ineffectiveness	7.24B a (iv), 7.24B b (i)	IFRS				
6. Accumulated fair value hedge adjustment remaining in statement of financial position for hedged item that ceased to be adjusted for hedging gains and losses, assets	7.24B a (v)	IFRS				
7. Accumulated fair value hedge adjustment remaining in statement of financial position for hedged item that ceased to be adjusted for hedging gains and losses, liabilities	7.24B a (v)	IFRS				
8. Reserve of cash flow hedges, continuing hedges	7.24B b (ii)	IFRS				
9. Reserve of exchange differences on translation, continuing hedges	7.24B b (ii)	IFRS				
10. Reserve of cash flow hedges, hedging relationships for which hedge accounting is no longer applied	7.24B b (iii)	IFRS				
11. Reserve of exchange differences on translation, hedging relationships for which hedge accounting is no longer applied	7.24B b (iii)	IFRS				

	IFRS Paragraph	XBRL Taxonomy	CBSO code	Current period		
				Market risk		
				Other price risk		
				Fair value hedges IFRS	Cash flow hedges IFRS	Hedges of net investment in foreign operations IFRS
IV.1. Disclosure of information about amounts that affected statement of comprehensive income as a result of hedge accounting, current period						
1. Gain (loss) on hedge ineffectiveness						
1.1. Gain (loss) on hedge ineffectiveness recognised in profit or loss	7.24C.a(i), 7.24C.b(ii)	IFRS				
1.2. Gain (loss) on hedge ineffectiveness recognised in other comprehensive income	7.24C.a(i)	IFRS				
1.3. Total gain (loss) on hedge ineffectiveness	7.24C.a(i) 1.91.a,	IFRS				
2. Gains (losses) on cash flow hedges, net of tax	7.23.c,	IFRS				
3. Gains (losses) on hedges of net investments in foreign operations, net of tax	1.91 a,39.10:	IFRS				
4. Reclassification adjustments on cash flow hedges, net of tax	1.92, 7.24C b (iv), 7.23 d, 7.24E a	IFRS				
4.1. Reclassification adjustments on cash flow hedges for which hedged future cash flows are no longer expected to occur, net of tax	7.24E a, 7.24C b (iv)	IFRS				
4.2. Reclassification adjustments on cash flow hedges for which hedged item affected profit or loss, net of tax	7.24C b (iv), 7.24E a	IFRS				
5. Reclassification adjustments on hedges of net investments in foreign operations, net of tax	IAS 39.102, 1.92, 9.6.5.14, 7.24C b (iv), 7.24E a	IFRS				
6. Hedging gains (losses) for hedge of group of items with offsetting risk positions	7.24C b (vi), 9.6.6.4	IFRS				

Previous period

IFRS Paragraph	XBRL Taxonomy	CBSO code	Market risk					
			Credit risk			Liquidity risk		
			Fair value hedges IFRS	Cash flow hedges IFRS	Hedges of net investment in foreign operations IFRS	Fair value hedges IFRS	Cash flow hedges IFRS	Hedges of net investment in foreign operations IFRS
IFRS Paragraph	XBRL Taxonomy	CBSO code	Currency risk			Interest rate risk		
			Fair value hedges IFRS	Cash flow hedges IFRS	Hedges of net investment in foreign operations IFRS	Fair value hedges IFRS	Cash flow hedges IFRS	Hedges of net investment in foreign operations IFRS
			Fair value hedges IFRS	Cash flow hedges IFRS	Hedges of net investment in foreign operations IFRS	Fair value hedges IFRS	Cash flow hedges IFRS	Hedges of net investment in foreign operations IFRS
IV.II. Disclosure of information about amounts that affected statement of comprehensive income as a result of hedge accounting, previous period								
1. Gain (loss) on hedge ineffectiveness								
1.1. Gain (loss) on hedge ineffectiveness recognised in profit or loss	7.24C.a(i), 7.24C.b(ii)	IFRS						
1.2. Gain (loss) on hedge ineffectiveness recognised in other comprehensive income	7.24C.a(i)	IFRS						
1.3. Total gain (loss) on hedge ineffectiveness	7.24C.a(i)	IFRS						
2. Gains (losses) on cash flow hedges, net of tax	7.23.c,	IFRS						
3. Gains (losses) on hedges of net investments in foreign operations, net of tax	1.91 a, 39.10;	IFRS						
4. Reclassification adjustments on cash flow hedges, net of tax	1.92, 7.24C b (iv), 7.23	IFRS						
4.1. Reclassification adjustments on cash flow hedges for which hedged future cash flows are no longer expected to occur, net of tax	7.24E a,	IFRS						
4.2. Reclassification adjustments on cash flow hedges for which hedged item affected profit or loss, net of tax	7.24C b (iv), 7.24E a	IFRS						
5. Reclassification adjustments on hedges of net	IAS 39.102,	IFRS						
6. Hedging gains (losses) for hedge of group of items with offsetting risk positions	7.24C b (vi), 9.6.6.4	IFRS						

			Previous period		
			Market risk		
			Other price risk		
	IFRS	XBRL	Fair value	Cash flow	Hedges of
Paragraph	Paragraph	Taxonomy	hedges	hedges	net investment
		code	IFRS	IFRS	in foreign operations
					IFRS
IV.II. Disclosure of information about amounts that affected statement of comprehensive income as a result of hedge accounting, previous period					
1. Gain (loss) on hedge ineffectiveness					
1.1. Gain (loss) on hedge ineffectiveness recognised in profit or loss	7.24C.a(i), 7.24C.b(ii)	IFRS			
1.2. Gain (loss) on hedge ineffectiveness recognised in other comprehensive income	7.24C.a(i)	IFRS			
1.3. Total gain (loss) on hedge ineffectiveness	7.24C.a(i)	IFRS			
2. Gains (losses) on cash flow hedges, net of tax	7.23.c,	IFRS			
3. Gains (losses) on hedges of net investments in foreign operations, net of tax	1.91 a,39.10:	IFRS			
4. Reclassification adjustments on cash flow hedges, net of tax	1.92, 7.24C b (iv), 7.23	IFRS			
4.1. Reclassification adjustments on cash flow hedges for which hedged future cash flows are no longer expected to occur, net of tax	7.24E a, 7.24C b (iv)	IFRS			
4.2. Reclassification adjustments on cash flow hedges for which hedged item affected profit or loss, net of tax	7.24C b (iv), 7.24E a	IFRS			
5. Reclassification adjustments on hedges of net	IAS 39.102,	IFRS			
6. Hedging gains (losses) for hedge of group of items with offsetting risk positions	7.24C b (vi), 9.6.6.4	IFRS			

V. DISCLOSURE OF INFORMATION ABOUT CREDIT EXPOSURES DESIGNATED AS MEASURED AT FAIR VALUE THROUGH PROFIT OR LOSS

	IFRS Paragraph	XBRL Taxonomy	CBSO code	Current period	Previous period
				Financial instruments measured at fair value through profit or loss	Financial instruments measured at fair value through profit or loss
1. Reconciliation of nominal amount of credit derivative					
1.1. Credit derivative, nominal amount at beginning of period	7.24G a	IFRS			
1.2. Total increase (decrease) in credit derivative, nominal amount	7.24G a	IFRS			
1.3. Credit derivative, nominal amount at end of period	7.24G a	IFRS			
2. Reconciliation of fair value of credit derivative [abstract]					
2.1. Credit derivative, fair value at beginning of period	7.24G a	IFRS			
2.2. Total increase (decrease) in credit derivative, fair value	7.24G a	IFRS			
2.3. Credit derivative, fair value at end of period	7.24G a	IFRS			
3. Gain (loss) on designation of financial instrument as measured at fair value through profit or loss because credit derivative is used to manage credit risk	7.24G b	IFRS			
4. Fair value of financial instrument on discontinuation of measurement at fair value through profit or loss because credit derivative is used to manage credit risk, assets	7.24G c	IFRS			
5. Fair value of financial instrument on discontinuation of measurement at fair value through profit or loss because credit derivative is used to manage credit risk, liabilities	7.24G c	IFRS			
6. Nominal or principal amount of financial instrument on discontinuation of measurement at fair value through profit or loss because credit derivative is used to manage credit risk	7.24G c	IFRS			

Extended Standard Format based on IFRS taxonomy

COUNTRY OF INCORPORATION:

0

NAME OF REPORTING ENTITY:

0

FINANCIAL LIABILITIES AND PAYABLES NOTE

				Thousands EUR							
				Current period			Previous period				
				Between			Between				
IFRS	XBRL			Within one	one and five	Beyond five		Within one	one and five	Beyond five	
Paragraph	Taxonomy	CBSO code		year	years	years	Total	year	years	years	Total
I. FINANCIAL LIABILITIES											
I. FINANCIAL LIABILITIES (UNDISCOUNTED CASH FLOWS)											
1. Borrowings from financial institutions	CP			0	0	0	0	0	0	0	0
1.1. Borrowings from financial institutions of which, discounted trade bills	CP						0				0
1.2. Bank overdrafts	CP						0				0
2. Finance leases	17.31.b, CP						0				0
2. Gross lease liabilities	16.58										
3. Bonds	CP			0	0	0	0	0	0	0	0
3.1. Debentures							0				0
3.2. Commercial paper							0				0
3.3. Other unsecured debentures							0				0
4. Convertible borrowings (bonds and debentures included)	32.28, CP						0				0
5. Borrowings with related parties	24.17						0				0
6. Remaining financial liabilities				0	0	0	0	0	0	0	0
6.1. Redeemable preference shares	32.28, CP						0				0
6.2. Non interest-bearing borrowings							0				0
6.3. Other borrowings (those not included above) of which, payables to suppliers of fixed assets							0				0
Total financial liabilities according to their maturity				0	0	0	0	0	0	0	0
II. OTHER INFORMATION											
1. Minimum lease payments payable, present value	17.31.b	IFRS		0	0	0	0	0	0	0	0
1.1. Minimum lease payments payable, gross (equals line 2 above)	17.31.b	IFRS					0				0
1.2. (-) Minimum lease payments payable, interest	17.31.b	IFRS					0				0
1. Minimum lease payments payable, present value	16.58	IFRS		0	0	0	0	0	0	0	0
1.1. Minimum lease payments payable, gross (equals line 2 above)	16.58	IFRS					0				0
1.2. (-) Minimum lease payments payable, interest	16.58	IFRS					0				0
2. Non-cancelable future minimum operating lease payments	17.35.a	IFRS					0				0
III. TRADE AND OTHER PAYABLES											
1. Trade payables	1.54.k						0				0
2. Other payables (included in remaining liabilities, current) (a)	1.54.k						0				0

(a) Please explain main concepts included here:

[Back to contents](#)
[Back to top](#)

Version 2016

Extended Standard Format based on IFRS taxonomy

COUNTRY OF INCORPORATION:

0

NAME OF REPORTING ENTITY:

0

BORROWINGS MOVEMENTS NOTE

Version 2016

	Borrowings from financial institutions		Thousands EUR Bonds					Remaining borrowings				Total IFRS						
	IFRS Paragraph	XBRL Taxonomy CBSO code	Total CBSO-RF	Bank borrowings	Bank overdrafts	Finance leases CBSO-RF	Lease Liabilities	Total CBSO-RF	Debentures	Commercial paper	Other unsecured debentures		Convertible borrowings CBSO-RF	Borrowings with related parties CBSO-RF	Total CBSO-RF	Redeemable preference shares	Non interest-bearing borrowings	Other borrowings
I. MOVEMENTS IN FINANCIAL LIABILITIES (maturity up to 1 year)																		
1. Financial liabilities, beginning balance			0					0						0				0
2. Financial liabilities incurrence			0					0						0				0
3. Financial liabilities carried forward (a)			0					0						0				0
4. Reclassification due to maturity			0					0						0				0
5. (-) Reimbursement or disposal			0					0						0				0
6. Changes in group of consolidated companies			0					0						0				0
7. Acquisitions through business combinations			0					0						0				0
8. Foreign exchange movements			0					0						0				0
9. Accumulated interest			0					0						0				0
10. Other movements (those not included above)			0					0						0				0
11. Financial liabilities, ending balance			0	0	0	0	0	0	0	0	0	0	0	0	0	0	0	0
II. MOVEMENTS IN FINANCIAL LIABILITIES (maturity over 1 year)																		
1. Financial liabilities, beginning balance			0					0						0				0
2. Financial liabilities incurrence			0					0						0				0
3. Financial liabilities carried forward (a)			0					0						0				0
4. Reclassification due to maturity			0					0						0				0
5. (-) Reimbursement or disposal			0					0						0				0
6. Changes in group of consolidated companies			0					0						0				0
7. Acquisitions through business combinations			0					0						0				0
8. Foreign exchange movements			0					0						0				0
9. Accumulated interest			0					0						0				0
10. Other movements (those not included above)			0					0						0				0
11. Financial liabilities, ending balance			0	0	0	0	0	0	0	0	0	0	0	0	0	0	0	0

(a) Please to be included here those borrowings arising from the renegotiation of a former borrowing.

[Back to contents](#)

[Back to top](#)

Extended Standard Format based on IFRS taxonomy

COUNTRY OF INCORPORATION:

0

NAME OF REPORTING ENTITY:

0

TAX NOTE

IFRS Paragraph	XBRL Taxonomy	CBSO code	Thousands EUR							
			Current period			Previous period				
			Assets	Liabilities	Net	Assets	Liabilities	Net		
I. DEFERRED TAX ASSETS (LIABILITIES), TOTAL			12.81.g.i	IFRS	0	0	0	0	0	0
1.1. Deferred tax assets (liabilities) relating to depreciation	12.81.g.i				0				0	
1.2. Deferred tax assets (liabilities) relating to amortisation	12.81.g.i				0				0	
1.3. Deferred tax assets (liabilities) relating to accruals	12.81.g.i				0				0	
1.4. Deferred tax assets (liabilities) relating to provisions	12.81.g.i				0				0	
1.5. Deferred tax assets (liabilities) relating to foreign exchange contracts	12.81.g.i				0				0	
1.6. Deferred tax assets (liabilities) relating to post employment benefit obligation	12.81.g.i				0				0	
1.7. Deferred tax assets (liabilities) relating to revaluations of property, plant and equipment	12.81.g.i				0				0	
1.8. Deferred tax assets (liabilities) relating to revaluations of investment property	12.81.g.i				0				0	
1.9. Deferred tax assets (liabilities) relating to revaluations of intangible assets	12.81.g.i				0				0	
1.10. Deferred tax assets (liabilities) relating to revaluations of financial instruments	12.81.g.i				0				0	
1.11. Deferred tax assets relating to tax losses	12.81.g.i				0				0	
1.12. Deferred tax assets relating to tax credits	12.81.g.i				0				0	
1.13. Deferred tax assets (liabilities) relating to other	12.81.g.i				0				0	
II. MOVEMENTS IN DEFERRED TAX LIABILITIES			CP							
1. Deferred tax liabilities, beginning balance	12.81.g.i, 1.54.i	IFRS								
2. Increase (decrease) in deferred tax liability	CP									
3. Acquisitions through business combinations	IFRS 3.B67.d.iii									
3. (-) Disposals through business divestiture	CP									
4. Foreign currency exchange increase (decrease)	CP									
5. Other increase (decrease)	CP									
6. Deferred tax liabilities, ending balance	12.81.g.i, 1.54.i	IFRS			0				0	
III. DEFERRED TAX ASSETS UNRECOGNISED, TOTAL			12.81.e		0		0			
1. Temporary differences	12.81.e	IFRS								
2. Tax losses	12.81.e	IFRS								
3. Tax credits	12.81.e	IFRS								
4. Other	12.81.e									

IV. TAX LOSS CARRY FORWARD, EXPIRATION PERIODS

CBSO Code	Current period				Total
	Not later than one year	Later than 1 year and less than 5 years	Later than five years	Does not expire	
1. Tax loss carry forward, recognised					0
2. Tax loss carry forward, unrecognised					0

V. INCOME TAX EXPENSE (INCOME)

CBSO code	Current		Previous	
	Current	Previous	Current	Previous
12.77, 1.82.d	0	0		
1. Current income tax expense, net, total				
12.80.a	0	0		
1.1. Current tax expense				
1.2. (-) Tax benefit arising from previously unrecognised tax assets used to reduce current tax expense				
1.3. Adjustments to current tax of prior period				
1.4. Other current tax expense				
2. Deferred tax expense, net, total				
12.81.g.ii, 12.79	0	0		
2.1. Deferred tax expense (income) relating to origination and reversal of temporary differences				
12.80.c				
2.2. Deferred tax expense (income) relating to tax rate changes or new taxes				
12.80.d				
2.3. (-) Tax benefit arising from previously unrecognised tax assets used to reduce deferred tax expense				
12.80.f				
2.4. Deferred tax expense arising from write down or reversal of write down of a deferred tax asset during assessment of usability				
12.80.g, 12.56				
12.79				
2.5. Other deferred tax expense				
3. Tax expense (income) relating to changes in accounting policies and errors				
12.80.h				
4. Effect of change in tax status of entity or shareholders				
SIC 25.4				
VI. SHARE OF TAXATION ATTRIBUTABLE TO EQUITY ACCOUNTED-INVESTMENTS				
1. Share of taxation attributable to equity accounted investments, total				
CP	0	0		
1.1. Share of taxation attributable to subsidiaries				
CP				
1.2. Share of taxation attributable to joint ventures				
CP				
1.3. Share of taxation attributable to associates				
CP				
VII. OTHER TAX DISCLOSURES				
1. Tax disclosures related to items charged to equity, total				
12.81.a	0	0		
1.1. Aggregate current taxation relating to items charged to equity				
12.81.a				
1.2. Aggregate deferred taxation relating to items charged to equity				
12.81.a				
2. Income tax consequences relating to dividend payment				
12.81.i, 12.52A				
2.1. Amount of income tax consequences of dividends not recognised as liability				
12.81.i				
2.2. Amounts of potential income tax consequences				
12.82A				

VIII. RECONCILIATION OF STATUTORY TAX TO EFFECTIVE TAX

CBSO code	Current period		Previous period	
	€ IFRS	% IFRS	€ IFRS	% IFRS
12.81.c.i	0		0	
1. Tax expense using statutory rate				
1.1. Profit (loss) before tax (equals line 14 of income statement)				
12.81.c.ii				
1.2. Statutory tax rate				
12.81.c.ii				
2. Tax (rate) effect of rates in other jurisdictions				
12.81.c.ii				
3. Tax (rate) effect of non-taxable revenues				
12.81.c.ii				
4. Tax (rate) effect of non-deductible expenses				
12.81.c.ii				
5. Tax (rate) effect of utilisation of previously unrecognised tax losses				
12.81.c.ii				
6. Tax (rate) effect on tax benefit not previously recognised in income statement				
12.81.c.ii				
7. Tax (rate) effect of reassessment of unrecognised deferred tax assets				
12.81.c.ii				
8. Tax effect of change in tax rates				
12.81.c.ii				
9. Tax rate effect of rate changes in other jurisdictions				
12.81.c.ii				
10. Tax (rate) effect from under or over provisions in prior periods				
12.81.c.ii				
11. Other increase (decrease) in statutory tax charge (rate)				
12.81.c.ii				
12. Tax expense using effective rate	0		0	0,00
12.1. Profit (loss) before tax (equals line 14 of income statement)	0		0	
12.81.c.i				
12.2. Effective tax rate		#DIV/0!		#DIV/0!

[Back to contents](#)[Back to top](#)

Extended Standard Format based on IFRS taxonomy

COUNTRY OF INCORPORATION:

0

NAME OF REPORTING ENTITY:

0

DEFINED BENEFIT PLAN

	IFRS Paragraph	XBRL Taxonomy	CBSO Code	Present value of defined benefit obligation	Plan assets	Effect of asset ceiling	Net defined benefit liability (asset)
A. Reconciliation of defined benefit obligation, plan assets and effect of asset ceiling							
I. Balance at beginning of period	19.140.a	IFRS					
1. Current service cost	19.141.a	IFRS					
2. Interest expense (income)	19.141.b	IFRS					
3. (Gain) loss on remeasurement	19.141.c	IFRS					
3.1. (-) Return on plan assets	19.141.c.i	IFRS					
3.2. Actuarial losses (gains) arising from changes in demographic assu	19.141.c.ii	IFRS					
3.3. Actuarial losses (gains) arising from changes in financial assumpti	19.141.c.iii	IFRS					
3.4. Loss (gain) on changes in effect of limiting net defined benefit asset to asset ceiling	19.141.c.iv	IFRS					
4. Past service cost and (gains) losses arising from settlements	19.141.d	IFRS					
5. Increase (decrease) through changes in foreign exchange rates	19.141.e	IFRS					
6. (-) Contributions to plan by employer	19.141.f	IFRS					
7. (-) Contributions to plan by plan participants	19.141.f	IFRS					
8. (-) Payments from plan	19.141.g	IFRS					
of which (-) payments in respect of settlements	19.141.g	IFRS					
9. Increase (decrease) through business combinations and disposals	19.141.h	IFRS					
10. Increase (decrease) through other changes	19.141	IFRS					
II. Balance at end of period	19.140.a	IFRS					
B. Reconciliation of reimbursement rights							
			CBSO Code	Current period	Previous period		
I. Reimbursement rights, at fair value at beginning of period	19.140.b	IFRS					
1. Interest income	19.141.b	IFRS					
2. Return on reimbursement rights	19.141.c.i	IFRS					
3. Gain (loss) on changes in effect of limiting reimbursement rights to asset ceiling	19.141.c.iv	IFRS					
4. Increase (decrease) through net exchange differences	19.141.e	IFRS					
5. (-) Decrease through benefits paid	19.141.g	IFRS					
of which (-) payments in respect of settlements	19.141.g	IFRS					
6. Increase (decrease) through business combinations and disposals	19.141.h	IFRS					
II. Reimbursement rights, at fair value at end of period	19.140.b	IFRS					
C. Fair value of plan assets							
1. Cash and cash equivalents	19.142	IFRS					
1. Cash and cash equivalents	19.142.a	IFRS					
2. Equity instruments	19.142.b	IFRS					
3. Debt instruments	19.142.c	IFRS					
4. Real estate	19.142.d	IFRS					
5. Derivatives	19.142.e	IFRS					
6. Investment funds	19.142.f	IFRS					
7. Asset-backed securities	19.142.g	IFRS					
8. Structured debt	19.142.h	IFRS					
9. Other assets	19.142	IFRS					
D. Actuarial assumptions used to determine the present value of the defined benefit obligation							
1. Discount rates used	19.144	IFRS					
1. Discount rates used	19.144	IFRS					
2. Expected rate of salary increases	19.144	IFRS					
3. Future defined benefit increases	CP						
4. Medical cost trend rate	19.144	IFRS					
4.1. Expected rates of pension increases	19.144	IFRS					
4.2. Expected rates of inflation	19.144	IFRS					
5. Other material actuarial assumptions (please specify below)	19.144	IFRS					

Version 2016

[Back to contents](#)

[Back to top](#)

Extended Standard Format based on IFRS taxonomy

COUNTRY OF INCORPORATION:

 NAME OF REPORTING ENTITY:

SHARE-BASED PAYMENT PLAN

Version 2016

	<u>IFRS</u> <u>Paragraph</u>	<u>XBRL</u> <u>Taxonomy</u>	<u>CBSO</u> <u>Code</u>
1. Share-based payment arrangements	IFRS 2.45.a		
1.1. Type of arrangement	IFRS 2.45.a		
1.2. Date of grant	IFRS 2.45.a		
1.3. Maximum term (<i>number</i>) of options granted	IFRS 2.45.a		
1.4. Contractual life	IFRS 2.45.a		
1.5. Vesting requirements for share-based payment arrangement	IFRS 2.45.a		
1.6. Method of settlement for share-based payment arrangement (in cash or equity)	IFRS 2.45.a		

			<u>Current period</u>		<u>Previous period</u>	
			<u>Number of options</u> <u>IFRS</u>	<u>Weighted average exercise price</u> <u>IFRS</u>	<u>Number of options</u> <u>IFRS</u>	<u>Weighted average exercise price</u> <u>IFRS</u>
2. Number and weighted average exercise prices per group of share options	IFRS 2.45.b					
2.1. Outstanding at the beginning of the period	IFRS 2.45.b.i	IFRS				
2.2. Granted during the period	IFRS 2.45.b.ii	IFRS				
2.3. Forfeited during the period	IFRS 2.45.b.iii	IFRS				
2.4. Exercised during the period	IFRS 2.45.b.iv	IFRS				
2.5. Expired during the period	IFRS 2.45.b.v	IFRS				
2.6. Outstanding at the end of the period	IFRS 2.45.b.vi	IFRS				
2.7. Exercisable at the end of the period	IFRS 2.45.b.vii	IFRS				

3. Information on the calculation of the weighted average fair value of share options granted during the period	IFRS 2.47.a	
Weighted average fair value at measurement date for share options granted during the period	IFRS 2.47.a	
Option pricing model used	IFRS 2.47.a.i	
3.1. Explanation of weighted average share price used as input	IFRS 2.47.a.i	
3.2. Explanation of exercise price used as input	IFRS 2.47.a.i	
3.3. Explanation of expected volatility used as input	IFRS 2.47.a.i	
3.4. Explanation of option life used as input	IFRS 2.47.a.i	
3.5. Explanation of expected dividends used as input	IFRS 2.47.a.i	
3.6. Explanation of risk-free interest rate used as input	IFRS 2.47.a.i	
3.6. Explanation of other information used as input	IFRS 2.47.a.i	

			<u>Period</u>	
			<u>Current</u>	<u>Previous</u>
4. Carrying amount of liabilities from share-based payment transactions	IFRS 2.51.b.i	IFRS		

[Back to contents](#)

[Back to top](#)

Extended Standard Format based on IFRS taxonomy

Version 2016

COUNTRY OF INCORPORATION:
0

NAME OF REPORTING ENTITY:
0

EQUITY NOTE

	IFRS Paragraph	XBRL Taxonomy	CBSO code	Ordinary shares	Preference shares	Total IFRS
I. MOVEMENTS IN NUMBER OF ISSUED AND FULLY PAID SHARES						
1. Number issued and fully paid, beginning balance	1.79.a.iv	IFRS				0
2. Number of shares issued	1.79.a.iv					0
3. Number of shares cancelled or reduced	1.79.a.iv					0
4. Number of shares redeemed, converted or reduced	1.79.a.iv					0
5. Number of other increase (decrease) in shares (a)	1.79.a.iv					0
6. Number issued and fully paid, ending balance	1.79.a.iv	IFRS		0	0	0
II. OTHER INFORMATION						
1. Number of shares issued and partially paid for class	1.79.a.ii	IFRS				0
2. Par value for class	1.79.a.iii	IFRS				
3. Number of treasury shares held, total	1.79.a.vi	IFRS				0
4. Number of shares reserved for issuance under options and sales contracts	1.79.a.vii	IFRS				0
5. Number of treasury shares cancelled	32					0
6. Number of equity instruments issued or issuable to acquire entity	IFRS 3.B64.f.iv	IFRS				0
7. Number of shares issued under compound financial instruments	32.28, 32.AG31					0
8. Stock exchange capitalisation at year end						
9. Changes in equity from issuance of compound financial instruments (convertible borrowings, warrants and others)	32.28, 32.AG31					
10. Amount of dividends per share	1.107					

III. RIGHTS, PREFERENCES AND RESTRICTIONS ATTACHED TO EACH CLASS OF SHARES
Please explain briefly the nature of each class of shares (b)

Code of class of share capital	Description of class of share capital [1.79.a] [IFRS]

IV. EARNINGS PER SHARE CALCULATION (c)

			Number of shares		
1. Number of shares					
1.1. Weighted average number of shares, basic	33.70.b	IFRS			0
1.2. Adjustments to compute weighted average number of shares	33.70.b				
1.2.1. Employee share options	33.70.b, 33.63				
1.2.2. Warrants, options and rights	33.70.b, 33.45				
1.2.3. Convertible debt	33.70.b, 33.49				
1.2.4. Convertible preference shares	33.70.b, 33.52				
1.2.5. Contingently issuable shares	33.70.b, 33.52				
1.2.6. Other potentially dilutive shares	33.70.b				
1.3. Weighted average number of shares, diluted	33.70.b	IFRS			0
2. Net profit					
2.1. Profit (loss) attributable to owners of the parent (for continued, discontinued and all operations respectively)	1.82.f	IFRS			0
2.2. Adjustments to compute income available to common shareholders, basic	33.70.a				0
2.2.1. Preference dividends declared	33.70.a				0
2.2.2. Cumulative effect of change in accounting policy per basic share	33.70.a				0
2.2.3. Unrecognised cumulative preference dividends	33.70.a				0
2.2.4. Other increase (decrease) in computing income available to common shareholders, basic	33.70.a				0
2.3. Income available to common shareholders, basic (2.1 + 2.2)	33.70.a	IFRS			0
2.4. Adjustments to compute income available to common shareholders, diluted	33.70.a				0
2.4.1. Interest expense related to convertible debt	33.70.a, 33.50				0
2.4.2. Current and deferred tax relating to interest on convertible debt	33.70.a, 33.50				0
2.4.3. Interest expense relating to convertible preference shares	33.70.a, 33.52				0
2.4.4. Current and deferred tax relating to interest on convertible preference shares	33.70.a, 33.52				0
2.4.5. Interest expense relating to other potentially dilutive shares	33.70.a				0
2.4.6. Current and deferred tax relating to interest on other potentially dilutive shares	33.70.a				0
2.4.7. Other increase (decrease) to compute income available to common shareholders, diluted	33.70.a				0
2.5. Income available to common shareholders, diluted (2.3 + 2.4)	33.70.a	IFRS			0

(a) Please explain the operation when significant: _____

(b) Please write the name for which the class of shares is referred in the company. _____

(c) The basic earnings per share are defined as the division of 2.3. and 1.1.; while the diluted ratio is calculated as 2.5. divided by 1.3.

Extended Standard Format based on IFRS taxonomy

COUNTRY OF INCORPORATION:

0

NAME OF REPORTING ENTITY:

0

RELATED PARTIES NOTE

Thousands EUR

Paragraph	IFRS	XBRL Taxonomy	CBSO Code	Current period				Previous period			
				With subsidiaries	With associates	With other related parties	Total	With subsidiaries	With associates	With other related parties	Total
I. ASSETS WITH RELATED PARTIES	1.77, 24.17			0	0	0	0	0	0	0	0
1. Other financial assets with related parties	1.77, 24.17			0	0	0	0	0	0	0	0
1.1. Securities, related parties	1.77, 24.17						0				0
1.2. Loans to related parties	1.77, 24.17						0				0
1.3. Remaining other financial assets with related parties (a)	1.77, 24.17						0				0
2. Trade receivables with related parties	1.77, 24.17	CBSO-RF					0				0
3. Remaining assets with related parties (a)	1.77, 24.17						0				0
II. LIABILITIES WITH RELATED PARTIES				0	0	0	0	0	0	0	0
1. Borrowings with related parties	1.77, 24.17			0	0	0	0	0	0	0	0
1.1. Borrowings from financial institutions, related parties	1.77, 24.17			0	0	0	0	0	0	0	0
1.1.1. Borrowings from financial institutions, related parties of which, discounted trade bills, related parties	1.77, 24.17						0				0
1.1.2. Bank overdrafts, related parties	1.77, 24.17						0				0
1.2. Finance leases, related parties	1.77, 24.17						0				0
1.3. Unsecured debentures, related parties	1.77, 24.17			0	0	0	0	0	0	0	0
1.3.1. Debentures, related parties	1.77, 24.17						0				0
1.3.2. Commercial paper, related parties	1.77, 24.17						0				0
1.3.3. Other unsecured debentures, related parties	1.77, 24.17						0				0
1.4. Convertible borrowings, related parties (<i>bonds and debentures</i> i	1.77, 24.17						0				0
1.5. Remaining borrowings, related parties	1.77, 24.17			0	0	0	0	0	0	0	0
1.5.1. Redeemable preference shares, related parties	1.77, 24.17						0				0
1.5.2. Non-interest-bearing borrowings with related parties	1.77, 24.17						0				0
1.5.3. Other borrowings, related parties (<i>those not included above</i>) of which, payables to suppliers of fixed assets, related parties	1.77, 24.17						0				0
2. Trade payables with related parties	1.77, 24.17	CBSO-RF					0				0
3. Remaining liabilities with related parties (a)	1.77, 24.17						0				0
III. TRANSACTIONS WITH RELATED PARTIES											
1. Sale of goods, related parties	24.20.a						0				0
2. (-) Purchases of goods, related parties	24.20.a						0				0
3. Rendering of services, related parties	24.20.c						0				0
4. (-) Receiving of services, related parties	24.20.c						0				0
5. Finance, related parties (<i>transfers under finance arrangements</i>)	24.20.g						0				0
6. Post-employment benefit plans with related entities, related par	19.124.a						0				0
7. (-) Share-based payment transactions	IFRS 2.51.a, IFRS 2.3A						0				0
8. Remaining related parties transactions (a)	1.77, 24.17						0				0
9. Key management personnel compensation, total	24.16										
of which, short-term employee benefits (<i>directors' remuneration</i>)	24.16.a										
of which, post-employment benefits	24.16.b										
10. Amount incurred for provision of key management personnel services provided by separate management entity	24.18A										

(a) Detail the content of the "other" amount when it is significant:

Description of the content of the significant amount:

[Back to contents](#)

[Back to top](#)

Version 2016

Extended Standard Format based on IFRS taxonomy

COUNTRY OF INCORPORATION:

0

NAME OF REPORTING ENTITY:

0

SEGMENT REPORTING NOTE

I. FINANCIAL INFORMATION FOR REPORTABLE SEGMENTS	IFRS Paragraph	XBRL Taxonomy	CBSO code	Thousands EUR										Unallocated amounts	Intersegment elimination	Total
				Segment 1	Segment 2	Segment 3	Segment 4	Segment 5	Segment 6	Segment 7	Segment 8	Segment 9	Segment 10			
1. Revenue for reportable segment, total	IFRS 8.23	IFRS		0	0	0	0	0	0	0	0	0	0	0	0	0
1.1. Revenues from external customers	IFRS 8.23.a	IFRS														0
1.2. Revenues from transactions with other operating segments	IFRS 8.23.b	IFRS														0
2. Interest revenue	IFRS 8.23.c	IFRS														
3. (-) Interest expense	IFRS 8.23.d	IFRS														
4. (-) Depreciation and amortization	IFRS 8.23.e	IFRS														
5. (-) Impairment loss recognised in income statement	36.129.a															
6. (-) Impairment loss recognised directly in equity	36.129.a															
7. Reversal of impairment loss in income statement	36.129.b															
8. Reversal of impairment loss in equity	36.129.b															
9. Share of profit (loss) of equity-accounted associates and joint vent	IFRS 8.23.g	IFRS														
10. Material non-cash items other than depreciation and amortisation	IFRS 8.23.i	IFRS														
11. (-) Income tax expense (income)	IFRS 8.23.h	IFRS														
12. Material items of income and expense	IFRS 8.23.f			0	0	0	0	0	0	0	0	0	0	0	0	0
13. Profit (loss) for reportable segment (a)	IFRS 8.23															0
14. Assets for reportable segment	IFRS 8.23	IFRS														0
of which, investments in equity-accounted associates and joint ven	IFRS 8.24.a	IFRS														
15. Liabilities for reportable segment	IFRS 8.23	IFRS														0
16. Additions to non-current assets (capital expenditure) (b)	IFRS 8.24.b	IFRS														

II. INFORMATION ABOUT PRODUCTS, SERVICES AND CUSTOMERS

			CBSO code	Product 1	Product 2	Product 3	Product 4	Product 5	Product 6	Product 7	Product 8	Product 9	Product 10
1. Revenues from external customers for product or service	IFRS 8.32	IFRS											
2. Information about the extent of reliance on main customers (c)	IFRS 8.34	IFRS											

III. INFORMATION ABOUT GEOGRAPHICAL AREAS

			CBSO code	Entity's country of domicile	Geographical area 1	Geographical area 2	Geographical area 3	Geographical area 4	Geographical area 5	Geographical area 6	Geographical area 7	Geographical area 8	Geographical area 9
1. Revenues from external customers	IFRS 8.33.a	IFRS											
2. Non-current assets (b)	IFRS 8.33.b	IFRS											

(a) Please note that this line is not the addition of the previous five lines. According to IFRS 8, the reporting entity can include here any measure of the segment performance (such as the operating profit, the gross margin on sales or the net profit).

(b) Additions to non-current assets other than financial instruments, deferred tax assets, post-employment benefit assets and rights arising under insurance contracts.

(c) If revenues from a single external customer amount to 10 per cent or more of entity's revenues, please disclose this fact, the total amount of revenues and the segment where revenues are included.

[Back to contents](#)

[Back to top](#)

Version 2016

Extended Standard Format based on IFRS taxonomy

COUNTRY OF INCORPORATION:

0

NAME OF REPORTING ENTITY:

0

NON-CURRENT ASSETS AND DISPOSAL GROUPS HELD FOR SALE
NOTE

Thousands EUR
Asset / Disposal group 1 Asset / Disposal group 2 Asset / Disposal group 3 Asset / Disposal group 4 Asset / Disposal group 5

	IFRS Paragraph	XBRL Taxonomy	CBSO code	1	2	3	4	5	Total
I. DISCLOSURES RELATING TO ALL KINDS OF ASSETS HELD FOR SALE, INCLUDING DISCONTINUING OPERATIONS									
1. Description of non-current asset or disposal group held for sale which were sold or reclassified	IFRS 5.41.a	IFRS							
2. Explanation of facts and circumstances of sale or reclassification and expected disposal, manner and timing	IFRS 5.41.b	IFRS							
3. Amount of gain (loss) recognised in income statement for sale or reclassification	CP								
4. Amount of gain (loss) recognised in income statement for impairment losses or reversals	IFRS 5.41.c	IFRS							
5. Segment in which non-current asset or disposal group held for sale is presented	IFRS 5.41.d	IFRS							
6. Carrying amount of total assets (to be) disposed	IFRS 5.38			0	0	0	0	0	0
6.1. Non-current assets				0	0	0	0	0	0
6.1.1. Tangible assets									0
6.1.2. Intangible assets									0
6.1.3. Biological assets									0
6.1.4. Financial, commercial and other non-current assets									0
6.2. Current assets				0	0	0	0	0	0
6.2.1. Inventories									0
6.2.2. Trade and other receivables									0
6.2.3. Other current assets									0
7. Carrying amount of total liabilities (to be) disposed	IFRS 5.38			0	0	0	0	0	0
7.1. Non-current liabilities				0	0	0	0	0	0
7.1.1. Interest bearing borrowings									0
7.1.2. Provisions									0
7.1.3. Other non-current liabilities									0
7.2. Current liabilities				0	0	0	0	0	0
7.2.1. Interest bearing borrowings									0
7.2.2. Provisions									0
7.2.3. Trade and other payables									0
7.2.4. Other current liabilities									0

II. DISCLOSURES ONLY RELATING TO DISCONTINUED OPERATIONS

				Discontinued operation 1	Discontinued operation 2	Discontinued operation 3	Discontinued operation 4	Discontinued operation 5	Total
1. Post-tax result of discontinued operations (equals line 17 in the income statement)	IFRS 5.33.a	IFRS		0	0	0	0	0	0
1.1. Pretax profit (loss) from ordinary activities of discontinued operation	IFRS 5.33.b.i			0	0	0	0	0	0
1.1.1. Revenue of discontinued operations	IFRS 5.33.b.i								0
1.1.2. (-) Expenses of discontinued operations	IFRS 5.33.b.i								0
1.2. (-) Income tax expense (income) of discontinued operations	IFRS 5.33.b.ii	IFRS							0
1.3. Gain (loss) on measurement of fair value less costs to sell or on the disposal of discontinued operations	IFRS 5.33.b.iii								0
1.4. (-) Income tax expense (income) on gain or loss on measurement of fair value less cost to sell or on disposal of discontinued operations	5.33.b.ii, 12.81.h.i	IFRS							0
2. Net cash flows from (used in) operating activities from discontinued operation	IFRS 5.33.c	IFRS							0
3. Net cash flows from (used in) investing activities from discontinued operation	IFRS 5.33.c	IFRS							0
4. Net cash flows from (used in) financing operations from discontinued operation	IFRS 5.33.c	IFRS							0

Version 2016

[Back to contents](#)

[Back to top](#)